

# Beaverton

STOP Breakdown	Day vs. Night	Gender Breakdown	Reason for Stop	Most Serious ORS	Age Breakdown	Disposition and Findings
----------------	---------------	------------------	-----------------	------------------	---------------	--------------------------

Race Description	2020 Census	Grand Total			Arrest			Citation			Warning			Other			Call Date
		Count	% of Total	% of Race	Count	% of Total	% of Race	Count	% of Total	% of Race	Count	% of Total	% of Race	Count	% of Total	% of Race	
ASIAN	12.00%	632	4.96%	100.00%	7	1.15%	1.11%	362	5.82%	57.28%	249	4.61%	39.40%	14	2.79%	2.22%	9/1/2021 to 8/31/2022
BLACK	2.70%	1,121	8.80%	100.00%	69	11.29%	6.16%	494	7.94%	44.07%	522	9.67%	46.57%	36	7.19%	3.21%	
HISPANIC / LATINX	18.10%	2,430	19.09%	100.00%	158	25.86%	6.50%	1,094	17.59%	45.02%	1,094	20.26%	45.02%	84	16.77%	3.46%	Officer Agency
MIDDLE EASTERN	Null	344	2.70%	100.00%	5	0.82%	1.45%	138	2.22%	40.12%	192	3.56%	55.81%	9	1.80%	2.62%	BEAVERTON
NATIVE AMERICAN	0.30%	56	0.44%	100.00%	6	0.98%	10.71%	23	0.37%	41.07%	25	0.46%	44.64%	2	0.40%	3.57%	Census Percent Area
PACIFIC ISLANDER	0.50%	102	0.80%	100.00%	9	1.47%	8.82%	46	0.74%	45.10%	44	0.81%	43.14%	3	0.60%	2.94%	BEAVERTON
UNKNOWN	Null	7	0.05%	100.00%										7	1.40%	100.00%	
WHITE	59.00%	8,040	63.15%	100.00%	357	58.43%	4.44%	4,063	65.32%	50.53%	3,274	60.63%	40.72%	346	69.06%	4.30%	Call Type
<b>Grand Total</b>		<b>12,732</b>	<b>100.00%</b>	<b>100.00%</b>	<b>611</b>	<b>100.00%</b>	<b>4.80%</b>	<b>6,220</b>	<b>100.00%</b>	<b>48.85%</b>	<b>5,400</b>	<b>100.00%</b>	<b>42.41%</b>	<b>501</b>	<b>100.00%</b>	<b>3.93%</b>	All

# Beaverton

STOP Breakdown	Day vs. Night	Gender Breakdown	Reason for Stop	Most Serious ORS	Age Breakdown	Disposition and Findings
----------------	---------------	------------------	-----------------	------------------	---------------	--------------------------

STOP Breakdown City (LIGHT): Call Type: All - Gender: All - Officer Agency: BEAVERTON - Primary Unit Agency: None - Call Area: None - Census Area: BEAVERTON - 9/1/2021 to All

Call Date  
9/1/2021 to 8/31/2022

Race Description	2020 Census	Grand Total			Arrest			Citation			Warning			Other		
		Count	% of Total	% of Race	Count	% of Total	% of Race	Count	% of Total	% of Race	Count	% of Total	% of Race	Count	% of Total	% of Race
ASIAN	12.00%	382	5.47%	100.00%	1	0.56%	0.26%	293	6.14%	76.70%	78	4.43%	20.42%	10	3.61%	2.62%
BLACK	2.70%	512	7.33%	100.00%	14	7.91%	2.73%	351	7.36%	68.55%	129	7.33%	25.20%	18	6.50%	3.52%
HISPANIC / LATINX	18.10%	1,141	16.34%	100.00%	35	19.77%	3.07%	759	15.91%	66.52%	303	17.23%	26.56%	44	15.88%	3.86%
MIDDLE EASTERN	Null	145	2.08%	100.00%	2	1.13%	1.38%	92	1.93%	63.45%	47	2.67%	32.41%	4	1.44%	2.76%
NATIVE AMERICAN	0.30%	25	0.36%	100.00%	5	2.82%	20.00%	12	0.25%	48.00%	6	0.34%	24.00%	2	0.72%	8.00%
PACIFIC ISLANDER	0.50%	59	0.84%	100.00%	1	0.56%	1.69%	39	0.82%	66.10%	17	0.97%	28.81%	2	0.72%	3.39%
UNKNOWN	Null	3	0.04%	100.00%										3	1.08%	100.00%
WHITE	59.00%	4,716	67.54%	100.00%	119	67.23%	2.52%	3,224	67.59%	68.36%	1,179	67.03%	25.00%	194	70.04%	4.11%
<b>Grand Total</b>		<b>6,983</b>	<b>100.00%</b>	<b>100.00%</b>	<b>177</b>	<b>100.00%</b>	<b>2.53%</b>	<b>4,770</b>	<b>100.00%</b>	<b>68.31%</b>	<b>1,759</b>	<b>100.00%</b>	<b>25.19%</b>	<b>277</b>	<b>100.00%</b>	<b>3.97%</b>

Officer Agency  
BEAVERTON

Census Percent Area  
BEAVERTON

STOP Breakdown City (DARK): Call Type: All - Gender: All - Officer Agency: BEAVERTON - Primary Unit Agency: None - Call Area: None - Census Area: BEAVERTON - 9/1/2021 to All

Race Description	2020 Census	Grand Total			Arrest			Citation			Warning			Other		
		Count	% of Total	% of Race	Count	% of Total	% of Race	Count	% of Total	% of Race	Count	% of Total	% of Race	Count	% of Total	% of Race
ASIAN	12.00%	250	4.35%	100.00%	6	1.38%	2.40%	69	4.76%	27.60%	171	4.70%	68.40%	4	1.79%	1.60%
BLACK	2.70%	609	10.59%	100.00%	55	12.67%	9.03%	143	9.86%	23.48%	393	10.79%	64.53%	18	8.04%	2.96%
HISPANIC / LATINX	18.10%	1,289	22.42%	100.00%	123	28.34%	9.54%	335	23.10%	25.99%	791	21.72%	61.37%	40	17.86%	3.10%
MIDDLE EASTERN	Null	199	3.46%	100.00%	3	0.69%	1.51%	46	3.17%	23.12%	145	3.98%	72.86%	5	2.23%	2.51%
NATIVE AMERICAN	0.30%	31	0.54%	100.00%	1	0.23%	3.23%	11	0.76%	35.48%	19	0.52%	61.29%			
PACIFIC ISLANDER	0.50%	43	0.75%	100.00%	8	1.84%	18.60%	7	0.48%	16.28%	27	0.74%	62.79%	1	0.45%	2.33%
UNKNOWN	Null	4	0.07%	100.00%										4	1.79%	100.00%
WHITE	59.00%	3,324	57.82%	100.00%	238	54.84%	7.16%	839	57.86%	25.24%	2,095	57.54%	63.03%	152	67.86%	4.57%
<b>Grand Total</b>		<b>5,749</b>	<b>100.00%</b>	<b>100.00%</b>	<b>434</b>	<b>100.00%</b>	<b>7.55%</b>	<b>1,450</b>	<b>100.00%</b>	<b>25.22%</b>	<b>3,641</b>	<b>100.00%</b>	<b>63.33%</b>	<b>224</b>	<b>100.00%</b>	<b>3.90%</b>

# Beaverton

STOP Breakdown	Day vs. Night	<b>Gender Breakdown</b>	Reason for Stop	Most Serious ORS	Age Breakdown	Disposition and Findings
----------------	---------------	-------------------------	-----------------	------------------	---------------	--------------------------

Date  
9/1/2021 to 8/31/2022

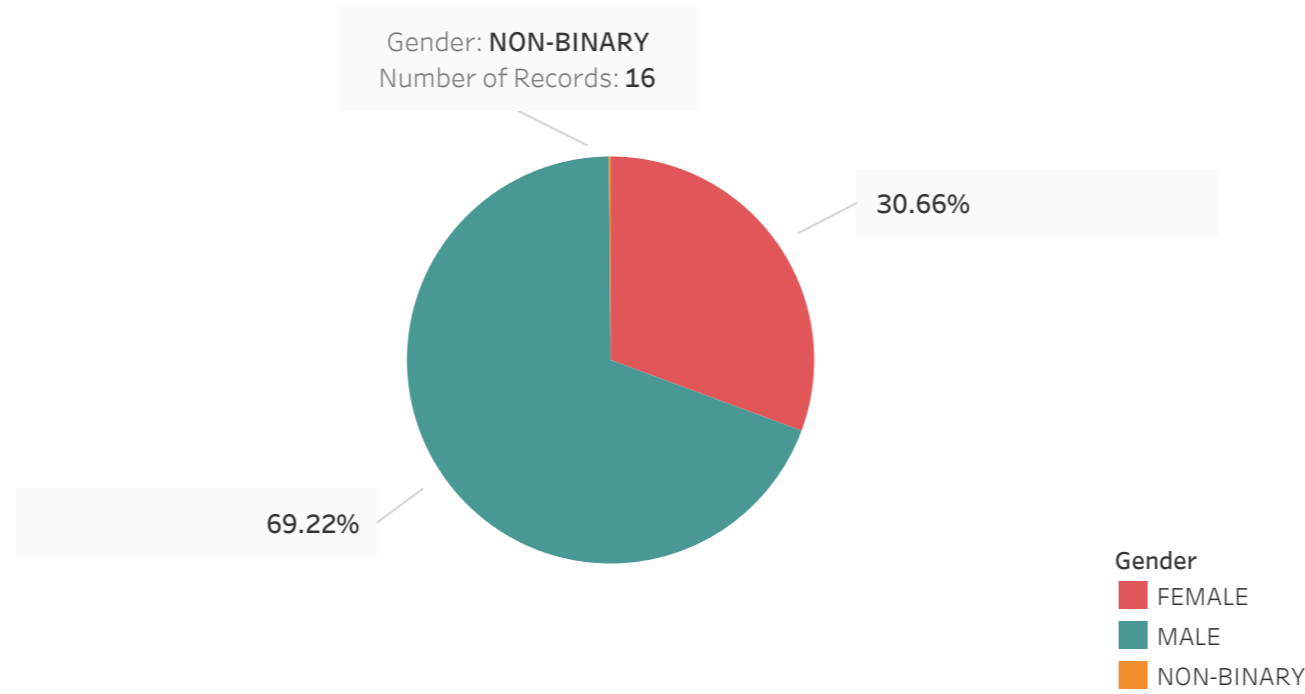
STOP Agency  
BEAVERTON

Call Date  
9/1/2021 to 8/31/2022

Officer Agency  
BEAVERTON

Census Report Area  
BEAVERTON

Call Type  
All



STOP Breakdown (GENDER) City: Call Type: All - Gender: FEMALE & MALE - Officer Agency: BEAVERTON - Primary Unit Agency: None - Call Area: None - Census Area: BEAVERTON - 9/1/2021 to 8/31/2022

Sex	Race Descri..	2020 Census ..	Grand Total			Arrest			Citation			Warning			Other		
			Count	% of Total	% of Race	Count	% of Tot..	% of Race	Count	% of Total	% of Race	Count	% of Tot..	% of Race	Count	% of Total	% of Race
FEMALE	ASIAN	6.51%	230	1.81%	100.00%	1	0.16%	0.43%	137	2.21%	59.57%	86	1.59%	37.39%	6	1.22%	2.61%
	BLACK	1.24%	265	2.09%	100.00%	11	1.80%	4.15%	153	2.46%	57.74%	94	1.74%	35.47%	7	1.42%	2.64%
	HISPANIC / ..	8.61%	606	4.77%	100.00%	8	1.31%	1.32%	312	5.02%	51.49%	272	5.04%	44.88%	14	2.84%	2.31%
	MIDDLE EA..	Null	70	0.55%	100.00%				37	0.60%	52.86%	32	0.59%	45.71%	1	0.20%	1.43%
	NATIVE AM..	0.15%	20	0.16%	100.00%	1	0.16%	5.00%	7	0.11%	35.00%	12	0.22%	60.00%			
	PACIFIC ISL..	0.24%	33	0.26%	100.00%	2	0.33%	6.06%	21	0.34%	63.64%	10	0.19%	30.30%			
	WHITE	29.93%	2,682	21.10%	100.00%	80	13.11%	2.98%	1,566	25.21%	58.39%	953	17.66%	35.53%	83	16.84%	3.09%
MALE	ASIAN	5.49%	401	3.16%	100.00%	6	0.98%	1.50%	224	3.61%	55.86%	163	3.02%	40.65%	8	1.62%	2.00%
	BLACK	1.46%	855	6.73%	100.00%	58	9.51%	6.78%	340	5.47%	39.77%	428	7.93%	50.06%	29	5.88%	3.39%
	HISPANIC / ..	9.49%	1,822	14.34%	100.00%	149	24.43%	8.18%	782	12.59%	42.92%	821	15.22%	45.06%	70	14.20%	3.84%
	MIDDLE EA..	Null	274	2.16%	100.00%	5	0.82%	1.82%	101	1.63%	36.86%	160	2.97%	58.39%	8	1.62%	2.92%
	NATIVE AM..	0.15%	36	0.28%	100.00%	5	0.82%	13.89%	16	0.26%	44.44%	13	0.24%	36.11%	2	0.41%	5.56%
	PACIFIC ISL..	0.26%	69	0.54%	100.00%	7	1.15%	10.14%	25	0.40%	36.23%	34	0.63%	49.28%	3	0.61%	4.35%
	WHITE	29.07%	5,346	42.06%	100.00%	277	45.41%	5.18%	2,490	40.09%	46.58%	2,317	42.95%	43.34%	262	53.14%	4.90%
<b>Grand Total</b>			<b>12,709</b>	<b>100.00%</b>	<b>100.00%</b>	<b>610</b>	<b>100.00%</b>	<b>4.80%</b>	<b>6,211</b>	<b>100.00%</b>	<b>48.87%</b>	<b>5,395</b>	<b>100.00%</b>	<b>42.45%</b>	<b>493</b>	<b>100.00%</b>	<b>3.88%</b>

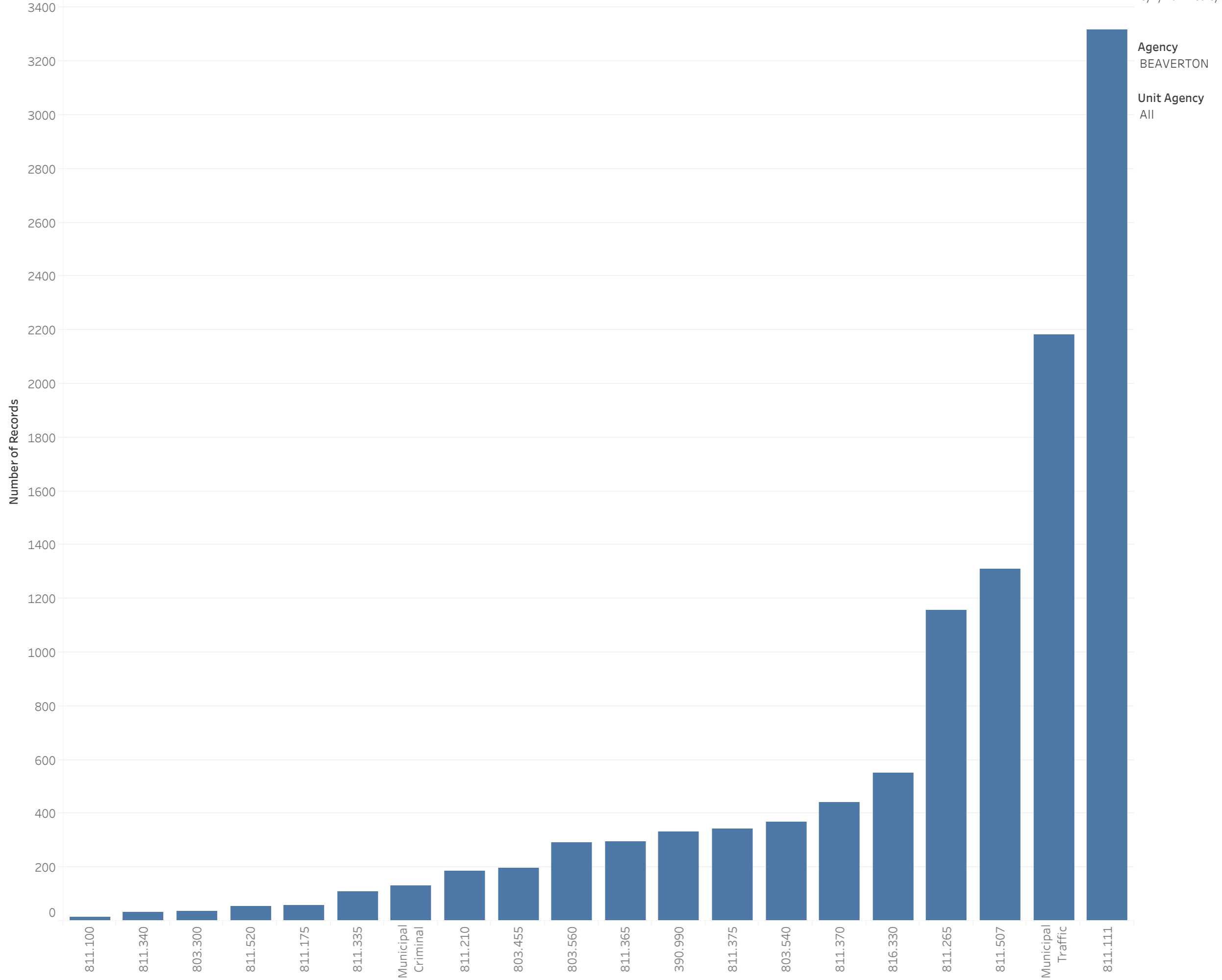
# Beaverton

- STOP Breakdown
- Day vs. Night
- Gender Breakdown
- Reason for Stop**
- Most Serious ORS
- Age Breakdown
- Disposition and Findings

Statute

Date

9/1/2021 to 8/31/2022



Agency

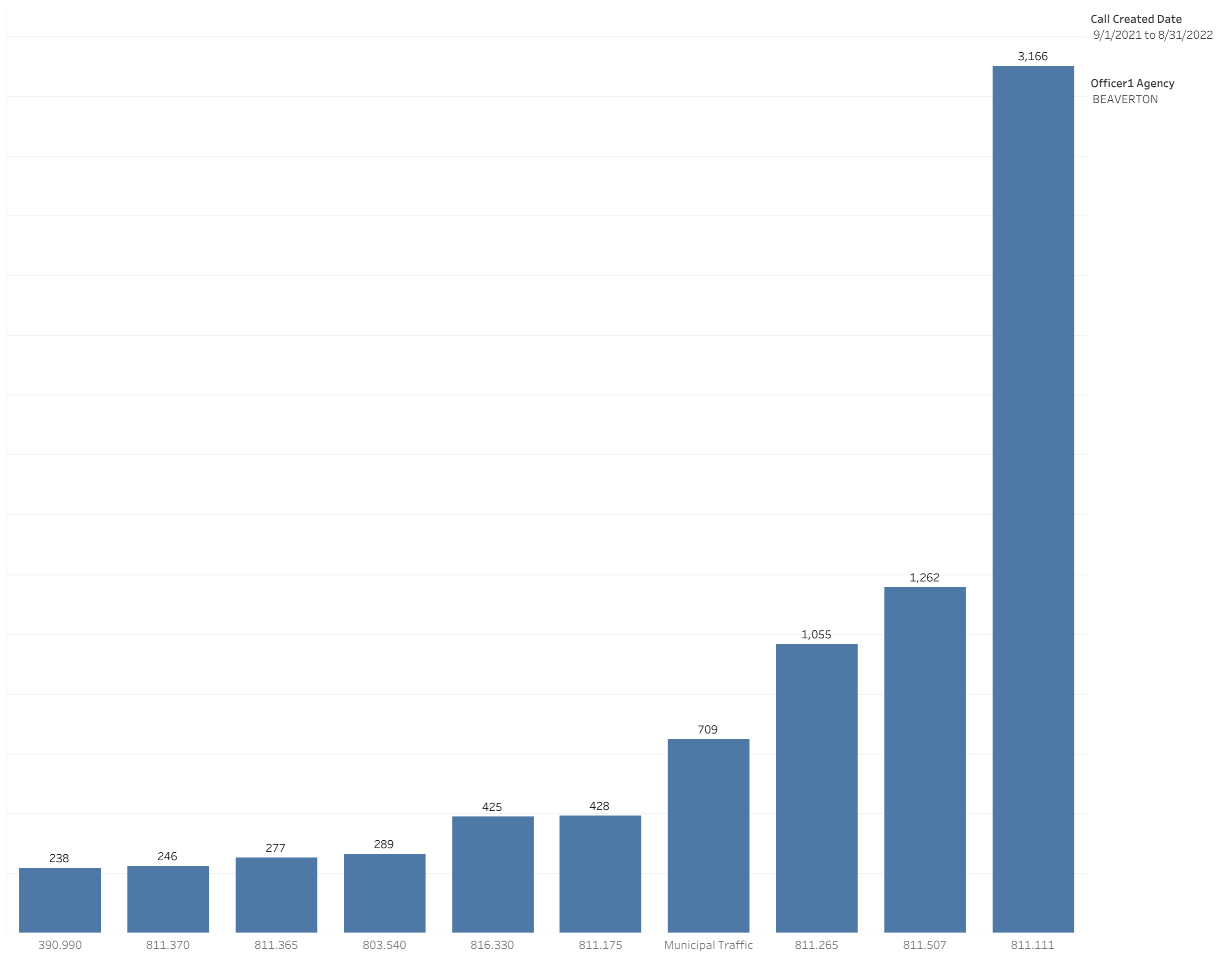
BEAVERTON

Unit Agency

All

# Beaverton

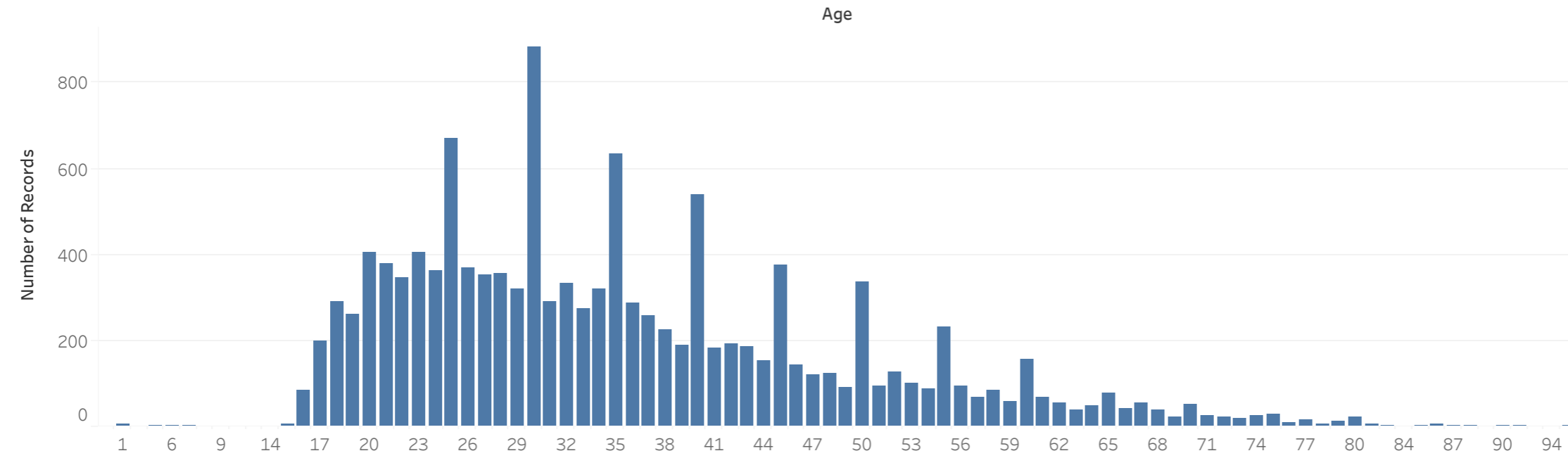
STOP Breakdown	Day vs. Night	Gender Breakdown	Reason for Stop	<b>Most Serious ORS</b>	Age Breakdown	Disposition and Findings
----------------	---------------	------------------	-----------------	-------------------------	---------------	--------------------------



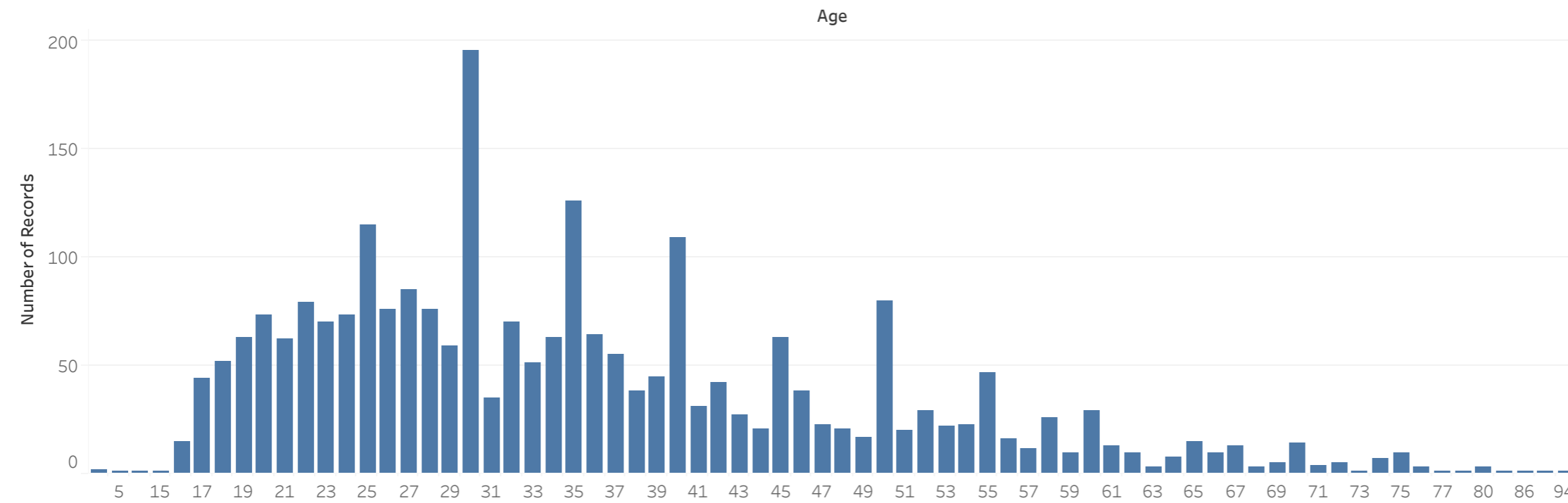
# Beaverton

STOP Breakdown	Day vs. Night	Gender Breakdown	Reason for Stop	Most Serious ORS	<b>Age Breakdown</b>	Disposition and Findings
----------------	---------------	------------------	-----------------	------------------	----------------------	--------------------------

## Age Distribution (Year)



## Age Distribution (Recent)

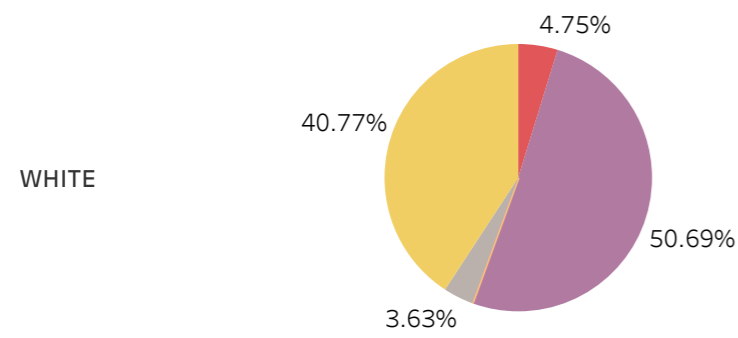
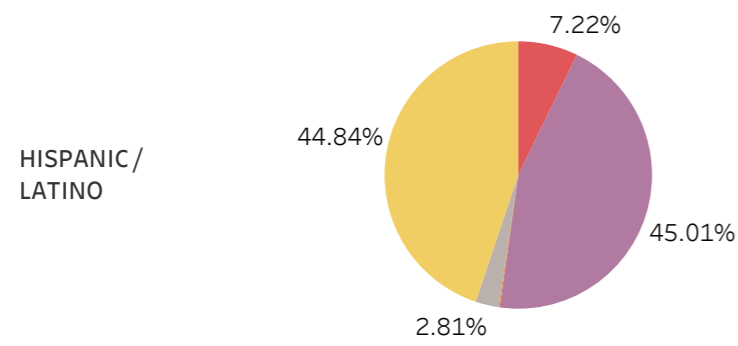
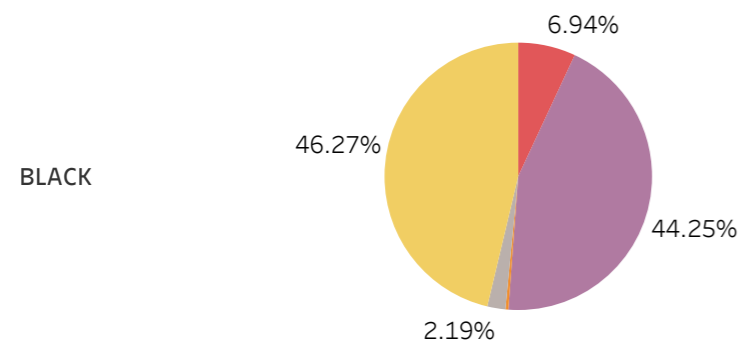


# Beaverton

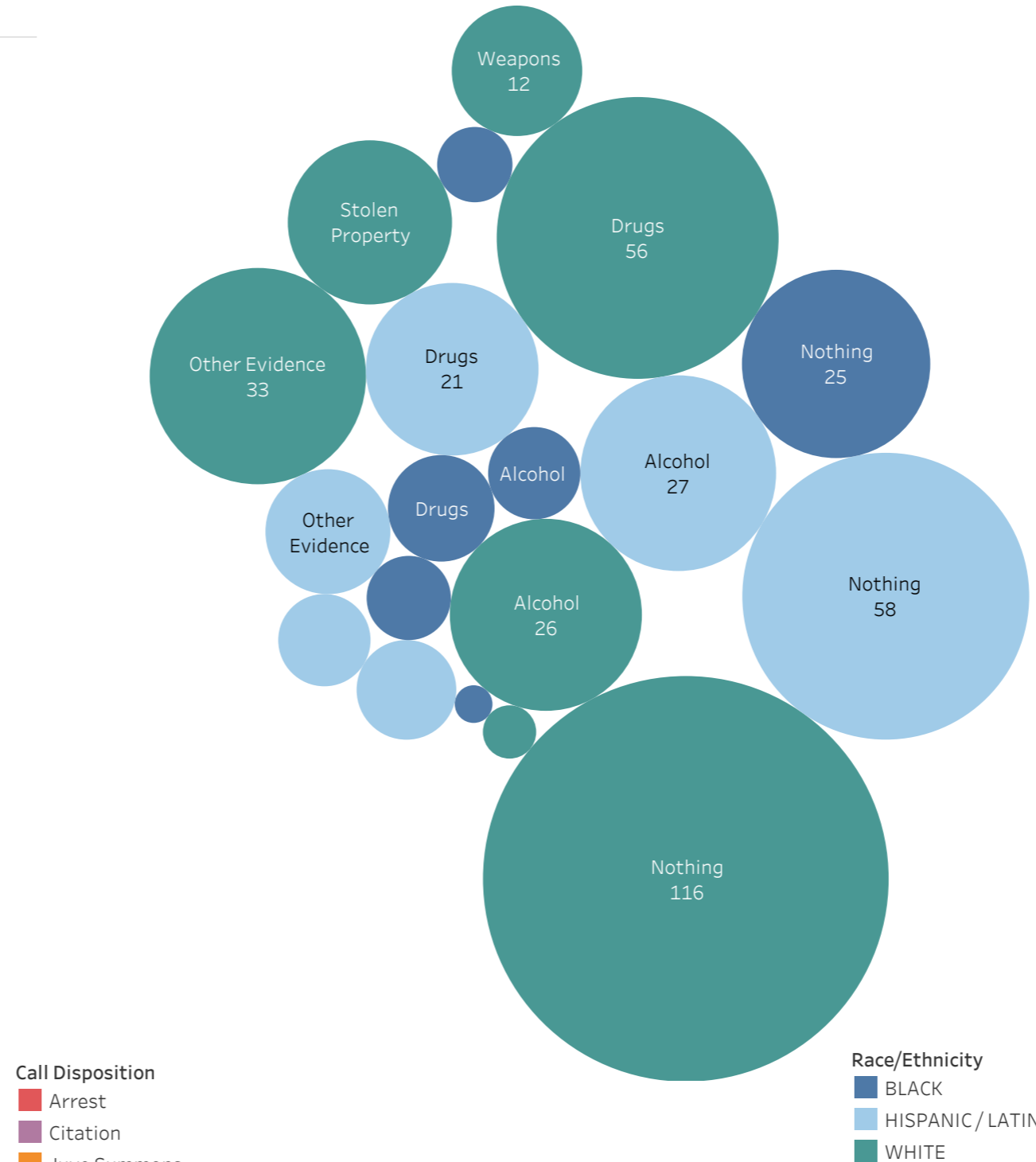
STOP Breakdown	Day vs. Night	Gender Breakdown	Reason for Stop	Most Serious ORS	Age Breakdown	Disposition and Findings
----------------	---------------	------------------	-----------------	------------------	---------------	--------------------------

## Disposition

Race/Ethnic..



## Arrest Search Findings



Date (Disposition)  
9/1/2021 to 8/31/2022

Agency (Disposition)  
BEAVERTON

Race/Ethnicity  
Multiple values

Date (Findings)  
9/1/2021 to 8/31/2022

Agency (Findings)  
BEAVERTON

Race/Ethnicity  
Multiple values

- Call Disposition**
- Arrest
  - Citation
  - Juve Summons
  - Juvenile Summons
  - None
  - Warning

- Race/Ethnicity**
- BLACK
  - HISPANIC / LATINO
  - WHITE