

Beaverton

STOP Breakdown	Day vs. Night	Gender Breakdown	Reason for Stop	Most Serious ORS	Age Breakdown	Disposition and Findings
----------------	---------------	------------------	-----------------	------------------	---------------	--------------------------

Race Description	2020 Census	Grand Total			Arrest			Citation			Warning			Other			Call Date
		Count	% of Total	% of Race	Count	% of Total	% of Race	Count	% of Total	% of Race	Count	% of Total	% of Race	Count	% of Total	% of Race	
ASIAN	12.00%	618	4.78%	100.00%	7	1.12%	1.13%	349	5.59%	56.47%	247	4.44%	39.97%	15	3.05%	2.43%	7/1/2021 to 6/30/2022
BLACK	2.70%	1,141	8.83%	100.00%	73	11.68%	6.40%	484	7.76%	42.42%	545	9.79%	47.77%	39	7.93%	3.42%	
HISPANIC / LATINX	18.10%	2,443	18.90%	100.00%	172	27.52%	7.04%	1,052	16.86%	43.06%	1,138	20.44%	46.58%	81	16.46%	3.32%	Officer Agency
MIDDLE EASTERN	Null	337	2.61%	100.00%	4	0.64%	1.19%	136	2.18%	40.36%	188	3.38%	55.79%	9	1.83%	2.67%	BEAVERTON
NATIVE AMERICAN	0.30%	52	0.40%	100.00%	7	1.12%	13.46%	20	0.32%	38.46%	24	0.43%	46.15%	1	0.20%	1.92%	Census Percent Area
PACIFIC ISLANDER	0.50%	99	0.77%	100.00%	8	1.28%	8.08%	45	0.72%	45.45%	43	0.77%	43.43%	3	0.61%	3.03%	BEAVERTON
UNKNOWN	Null	10	0.08%	100.00%										10	2.03%	100.00%	
WHITE	59.00%	8,226	63.64%	100.00%	354	56.64%	4.30%	4,155	66.58%	50.51%	3,383	60.76%	41.13%	334	67.89%	4.06%	Call Type
Grand Total		12,926	100.00%	100.00%	625	100.00%	4.84%	6,241	100.00%	48.28%	5,568	100.00%	43.08%	492	100.00%	3.81%	All

Beaverton

STOP Breakdown	Day vs. Night	Gender Breakdown	Reason for Stop	Most Serious ORS	Age Breakdown	Disposition and Findings
----------------	---------------	------------------	-----------------	------------------	---------------	--------------------------

STOP Breakdown City (LIGHT): Call Type: All - Gender: All - Officer Agency: BEAVERTON - Primary Unit Agency: None - Call Area: None - Census Area: BEAVERTON - All to All

Call Date
7/1/2021 to 6/30/2022

Race Description	2020 Census	Grand Total			Arrest			Citation			Warning			Other		
		Count	% of Total	% of Race	Count	% of Total	% of Race	Count	% of Total	% of Race	Count	% of Total	% of Race	Count	% of Total	% of Race
ASIAN	12.00%	362	5.36%	100.00%				276	5.95%	76.24%	75	4.47%	20.72%	11	4.21%	3.04%
BLACK	2.70%	487	7.21%	100.00%	16	8.99%	3.29%	322	6.94%	66.12%	129	7.70%	26.49%	20	7.66%	4.11%
HISPANIC / LATINX	18.10%	1,039	15.38%	100.00%	39	21.91%	3.75%	690	14.87%	66.41%	273	16.29%	26.28%	37	14.18%	3.56%
MIDDLE EASTERN	Null	138	2.04%	100.00%	1	0.56%	0.72%	90	1.94%	65.22%	43	2.57%	31.16%	4	1.53%	2.90%
NATIVE AMERICAN	0.30%	22	0.33%	100.00%	6	3.37%	27.27%	11	0.24%	50.00%	4	0.24%	18.18%	1	0.38%	4.55%
PACIFIC ISLANDER	0.50%	54	0.80%	100.00%	1	0.56%	1.85%	36	0.78%	66.67%	15	0.89%	27.78%	2	0.77%	3.70%
UNKNOWN	Null	6	0.09%	100.00%										6	2.30%	100.00%
WHITE	59.00%	4,648	68.80%	100.00%	115	64.61%	2.47%	3,216	69.30%	69.19%	1,137	67.84%	24.46%	180	68.97%	3.87%
Grand Total		6,756	100.00%	100.00%	178	100.00%	2.63%	4,641	100.00%	68.69%	1,676	100.00%	24.81%	261	100.00%	3.86%

Officer Agency
BEAVERTON

Census Percent Area
BEAVERTON

STOP Breakdown City (DARK): Call Type: All - Gender: All - Officer Agency: BEAVERTON - Primary Unit Agency: None - Call Area: None - Census Area: BEAVERTON - All to All

Race Description	2020 Census	Grand Total			Arrest			Citation			Warning			Other		
		Count	% of Total	% of Race	Count	% of Total	% of Race	Count	% of Total	% of Race	Count	% of Total	% of Race	Count	% of Total	% of Race
ASIAN	12.00%	256	4.15%	100.00%	7	1.57%	2.73%	73	4.56%	28.52%	172	4.42%	67.19%	4	1.73%	1.56%
BLACK	2.70%	654	10.60%	100.00%	57	12.75%	8.72%	162	10.12%	24.77%	416	10.69%	63.61%	19	8.23%	2.91%
HISPANIC / LATINX	18.10%	1,404	22.76%	100.00%	133	29.75%	9.47%	362	22.62%	25.78%	865	22.23%	61.61%	44	19.05%	3.13%
MIDDLE EASTERN	Null	199	3.23%	100.00%	3	0.67%	1.51%	46	2.88%	23.12%	145	3.73%	72.86%	5	2.16%	2.51%
NATIVE AMERICAN	0.30%	30	0.49%	100.00%	1	0.22%	3.33%	9	0.56%	30.00%	20	0.51%	66.67%			
PACIFIC ISLANDER	0.50%	45	0.73%	100.00%	7	1.57%	15.56%	9	0.56%	20.00%	28	0.72%	62.22%	1	0.43%	2.22%
UNKNOWN	Null	4	0.06%	100.00%										4	1.73%	100.00%
WHITE	59.00%	3,578	57.99%	100.00%	239	53.47%	6.68%	939	58.69%	26.24%	2,246	57.71%	62.77%	154	66.67%	4.30%
Grand Total		6,170	100.00%	100.00%	447	100.00%	7.24%	1,600	100.00%	25.93%	3,892	100.00%	63.08%	231	100.00%	3.74%

Beaverton

STOP Breakdown	Day vs. Night	Gender Breakdown	Reason for Stop	Most Serious ORS	Age Breakdown	Disposition and Findings
----------------	---------------	------------------	-----------------	------------------	---------------	--------------------------

Date
7/1/2021 to 6/30/2022

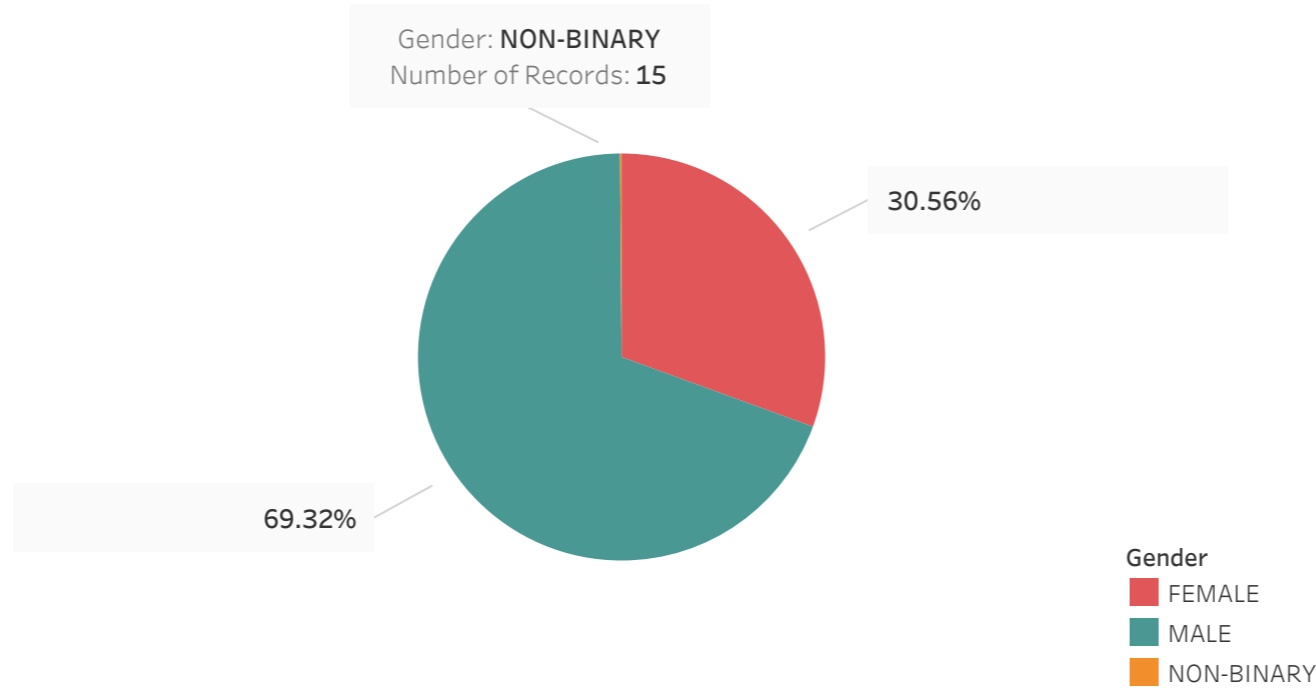
STOP Agency
BEAVERTON

Call Date
7/1/2021 to 6/30/2022

Officer Agency
BEAVERTON

Census Report Area
BEAVERTON

Call Type
All



STOP Breakdown (GENDER) City: Call Type: All - Gender: FEMALE & MALE - Officer Agency: BEAVERTON - Primary Unit Agency: None - Call Area: None - Census Area: BEAVERTON - All to All

Sex	Race Descri..	2020 Census ..	Grand Total			Arrest			Citation			Warning			Other		
			Count	% of Total	% of Race	Count	% of Tot..	% of Race	Count	% of Total	% of Race	Count	% of Tot..	% of Race	Count	% of Total	% of Race
FEMALE	ASIAN	6.51%	241	1.87%	100.00%	2	0.32%	0.83%	139	2.23%	57.68%	91	1.64%	37.76%	9	1.87%	3.73%
	BLACK	1.24%	260	2.02%	100.00%	7	1.12%	2.69%	140	2.25%	53.85%	104	1.87%	40.00%	9	1.87%	3.46%
	HISPANIC / ..	8.61%	604	4.68%	100.00%	12	1.92%	1.99%	296	4.75%	49.01%	284	5.11%	47.02%	12	2.49%	1.99%
	MIDDLE EA..	Null	69	0.53%	100.00%				36	0.58%	52.17%	32	0.58%	46.38%	1	0.21%	1.45%
	NATIVE AM..	0.15%	16	0.12%	100.00%	2	0.32%	12.50%	5	0.08%	31.25%	9	0.16%	56.25%			
	PACIFIC ISL..	0.24%	27	0.21%	100.00%	1	0.16%	3.70%	18	0.29%	66.67%	8	0.14%	29.63%			
	WHITE	29.93%	2,739	21.23%	100.00%	79	12.66%	2.88%	1,582	25.38%	57.76%	1,005	18.07%	36.69%	73	15.18%	2.67%
MALE	ASIAN	5.49%	377	2.92%	100.00%	5	0.80%	1.33%	210	3.37%	55.70%	156	2.80%	41.38%	6	1.25%	1.59%
	BLACK	1.46%	880	6.82%	100.00%	66	10.58%	7.50%	343	5.50%	38.98%	441	7.93%	50.11%	30	6.24%	3.41%
	HISPANIC / ..	9.49%	1,837	14.24%	100.00%	159	25.48%	8.66%	756	12.13%	41.15%	853	15.33%	46.43%	69	14.35%	3.76%
	MIDDLE EA..	Null	268	2.08%	100.00%	4	0.64%	1.49%	100	1.60%	37.31%	156	2.80%	58.21%	8	1.66%	2.99%
	NATIVE AM..	0.15%	36	0.28%	100.00%	5	0.80%	13.89%	15	0.24%	41.67%	15	0.27%	41.67%	1	0.21%	2.78%
	PACIFIC ISL..	0.26%	72	0.56%	100.00%	7	1.12%	9.72%	27	0.43%	37.50%	35	0.63%	48.61%	3	0.62%	4.17%
	WHITE	29.07%	5,475	42.44%	100.00%	275	44.07%	5.02%	2,566	41.17%	46.87%	2,374	42.67%	43.36%	260	54.05%	4.75%
Grand Total			12,901	100.00%	100.00%	624	100.00%	4.84%	6,233	100.00%	48.31%	5,563	100.00%	43.12%	481	100.00%	3.73%

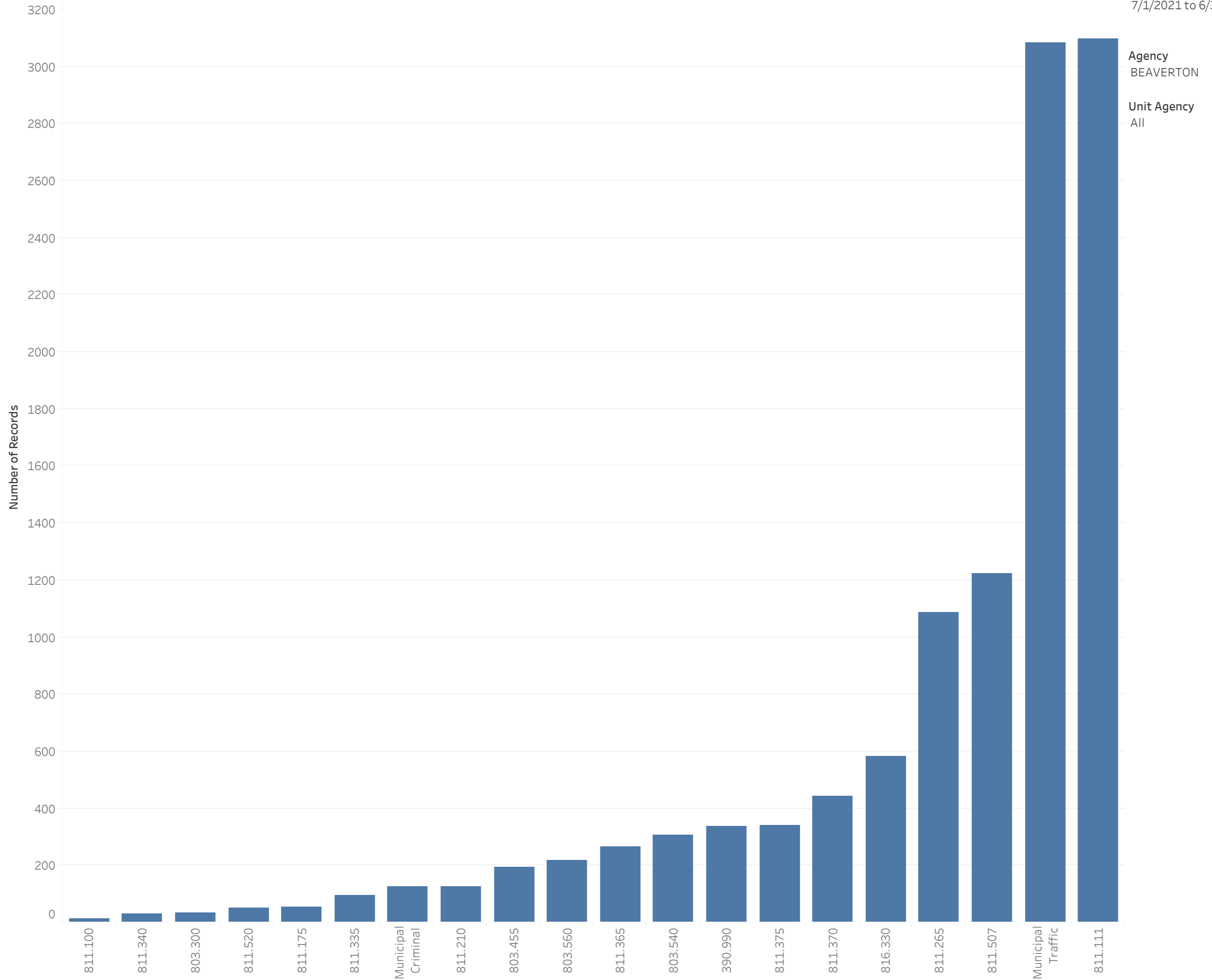
Beaverton

- STOP Breakdown
- Day vs. Night
- Gender Breakdown
- Reason for Stop**
- Most Serious ORS
- Age Breakdown
- Disposition and Findings

Statute

Date

7/1/2021 to 6/30/2022

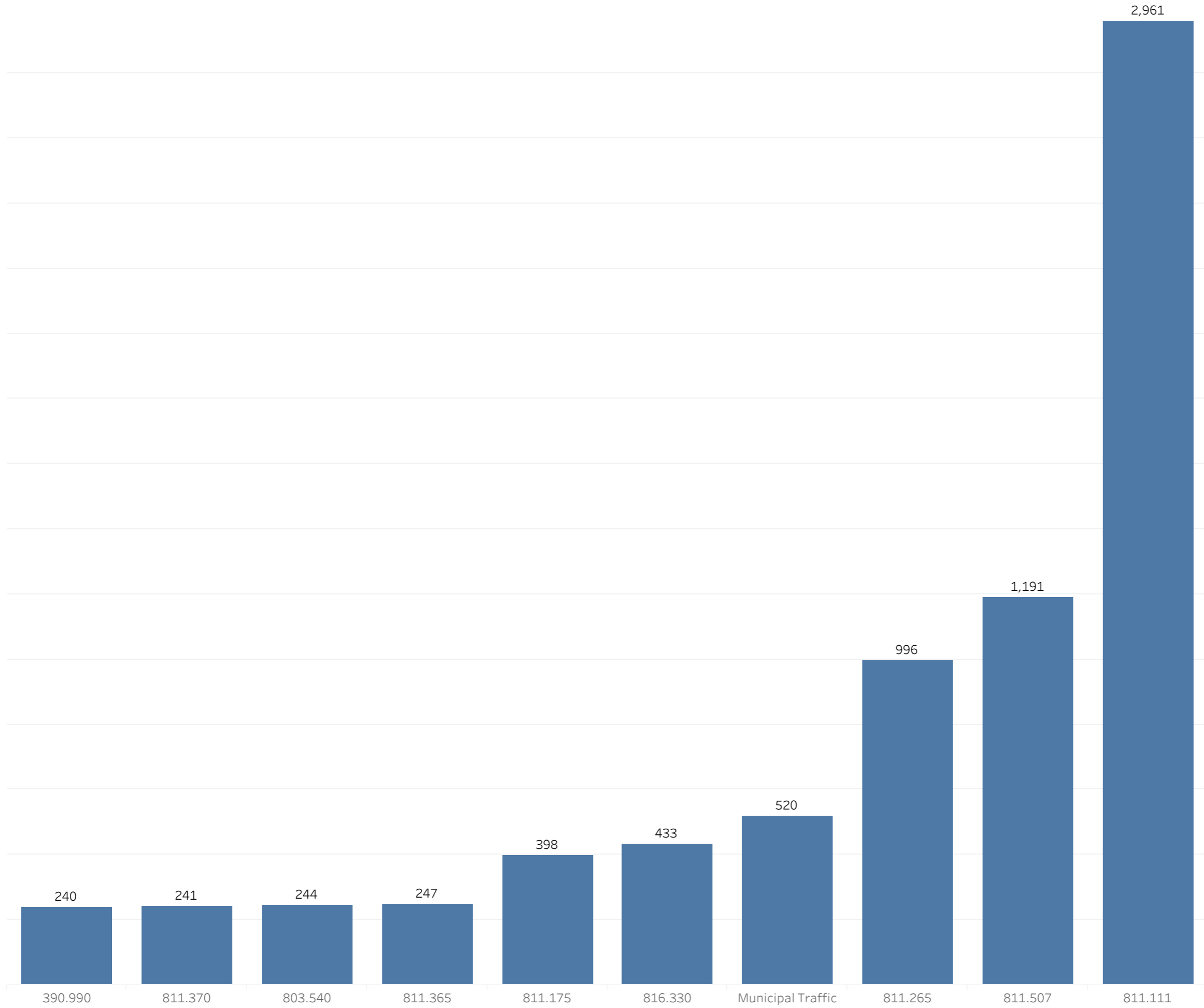


Beaverton

STOP Breakdown	Day vs. Night	Gender Breakdown	Reason for Stop	Most Serious ORS	Age Breakdown	Disposition and Findings
----------------	---------------	------------------	-----------------	-------------------------	---------------	--------------------------

Call Created Date
7/1/2021 to 6/30/2022

Officer1 Agency
BEAVERTON



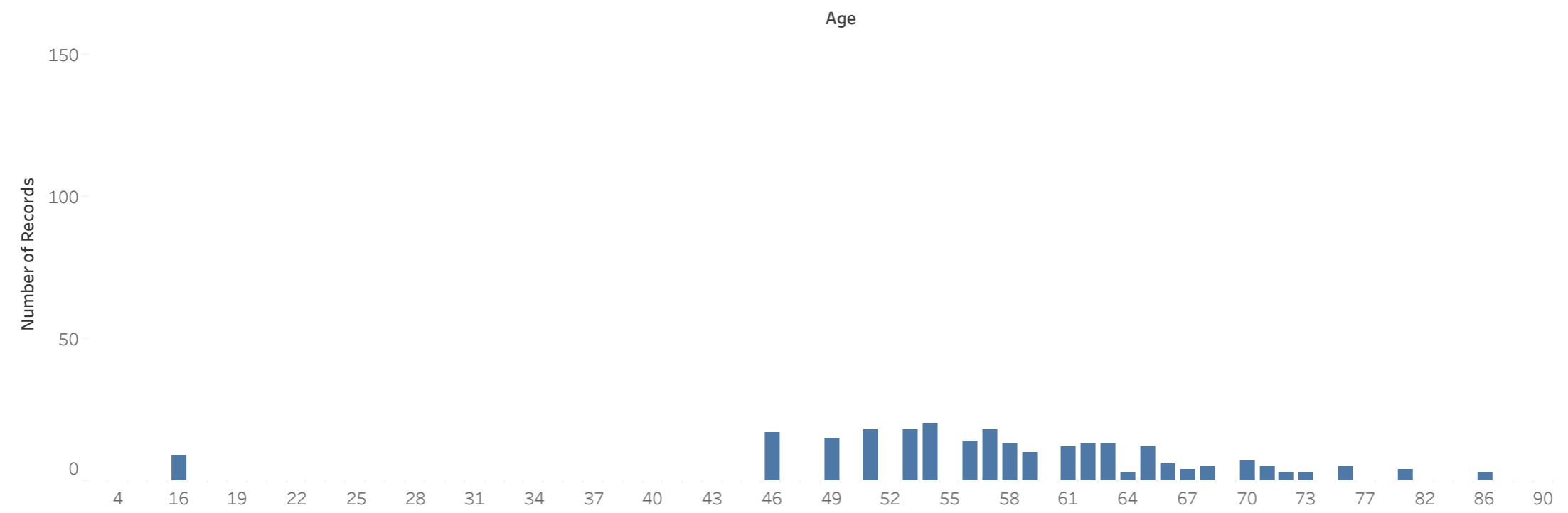
Beaverton

STOP Breakdown	Day vs. Night	Gender Breakdown	Reason for Stop	Most Serious ORS	Age Breakdown	Disposition and Findings
----------------	---------------	------------------	-----------------	------------------	----------------------	--------------------------

Age Distribution (Year)



Age Distribution (Recent)

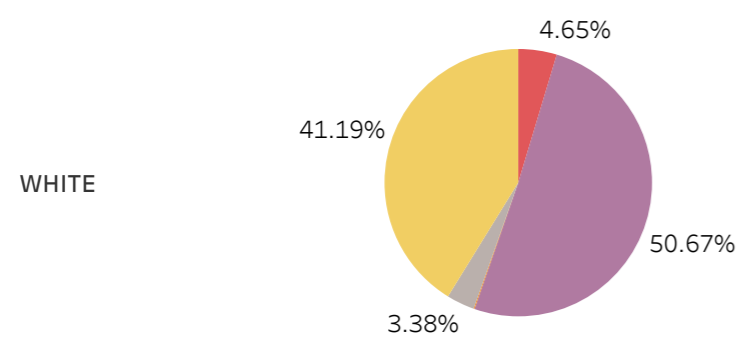
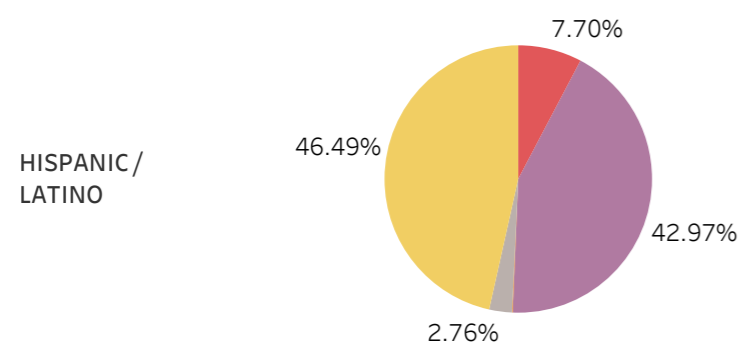
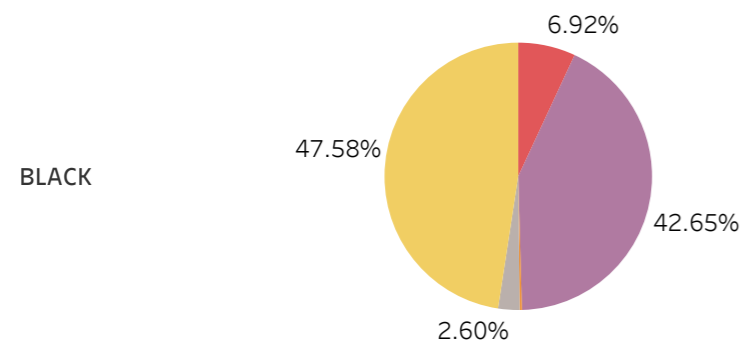


Beaverton

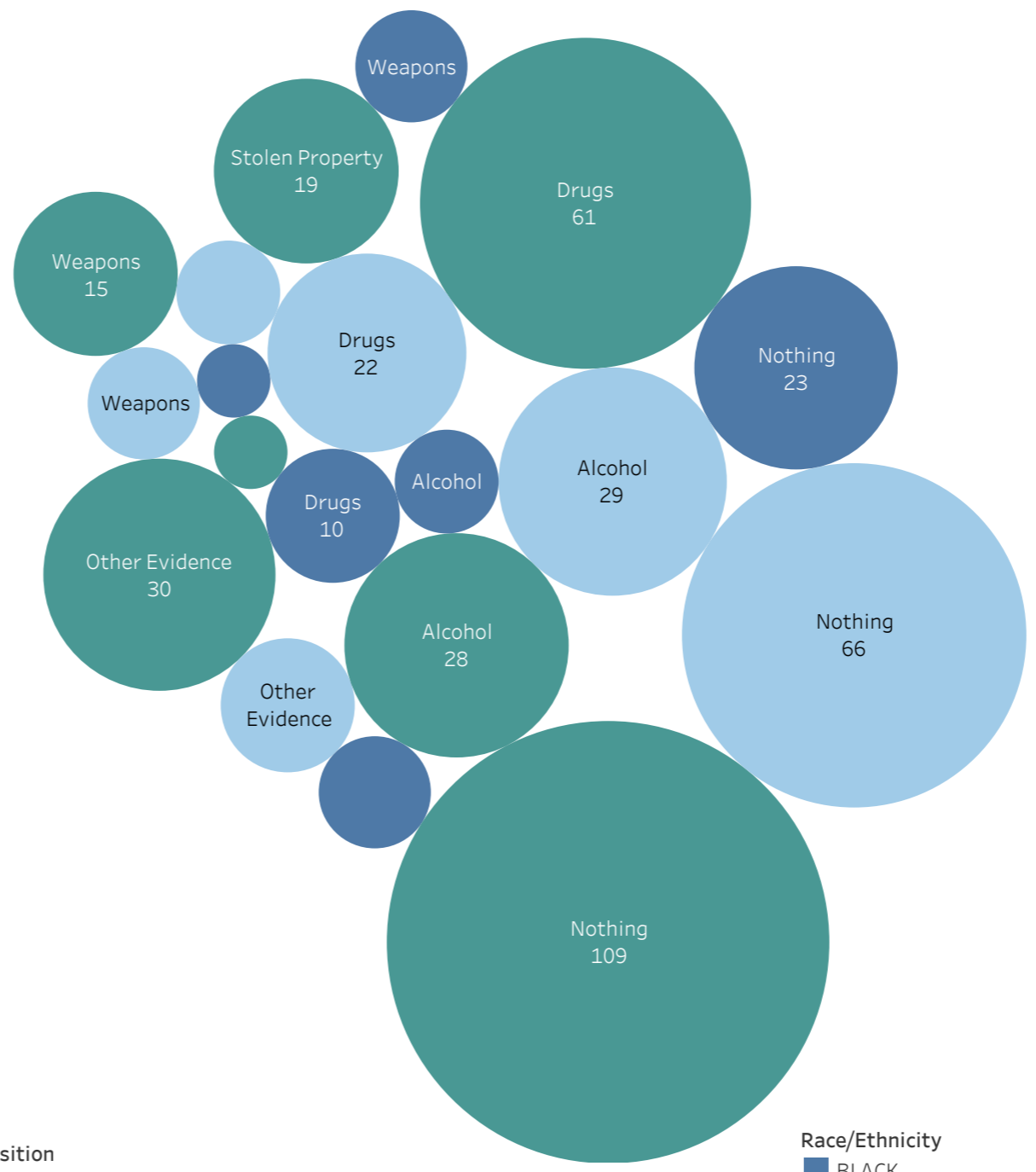
STOP Breakdown	Day vs. Night	Gender Breakdown	Reason for Stop	Most Serious ORS	Age Breakdown	Disposition and Findings
----------------	---------------	------------------	-----------------	------------------	---------------	--------------------------

Disposition

Race/Ethnic..



Arrest Search Findings



Call Disposition

- Arrest
- Citation
- Juve Summons
- None
- Warning

Race/Ethnicity

- BLACK
- HISPANIC / LATINO
- WHITE

Date (Disposition)
7/1/2021 to 6/30/2022

Agency (Disposition)
BEAVERTON

Race/Ethnicity
Multiple values

Date (Findings)
7/1/2021 to 6/30/2022

Agency (Findings)
BEAVERTON

Race/Ethnicity
Multiple values