

Beaverton

STOP Breakdown	Day vs. Night	Gender Breakdown	Reason for Stop	Most Serious ORS	Age Breakdown	Disposition and Findings
----------------	---------------	------------------	-----------------	------------------	---------------	--------------------------

Race Description	2020 Census	Grand Total			Arrest			Citation			Warning			Other			Call Date
		Count	% of Total	% of Race	Count	% of Total	% of Race	Count	% of Total	% of Race	Count	% of Total	% of Race	Count	% of Total	% of Race	
ASIAN	12.00%	644	4.72%	100.00%	11	1.70%	1.71%	368	5.69%	57.14%	248	4.12%	38.51%	17	3.22%	2.64%	4/1/2021 to 3/31/2022
BLACK	2.70%	1,206	8.83%	100.00%	71	10.96%	5.89%	488	7.55%	40.46%	602	10.01%	49.92%	45	8.52%	3.73%	
HISPANIC / LATINX	18.10%	2,575	18.86%	100.00%	163	25.15%	6.33%	1,079	16.70%	41.90%	1,247	20.73%	48.43%	86	16.29%	3.34%	Officer Agency
MIDDLE EASTERN	Null	336	2.46%	100.00%	3	0.46%	0.89%	139	2.15%	41.37%	182	3.03%	54.17%	12	2.27%	3.57%	BEAVERTON
NATIVE AMERICAN	0.30%	61	0.45%	100.00%	5	0.77%	8.20%	21	0.32%	34.43%	33	0.55%	54.10%	2	0.38%	3.28%	Census Percent Area
PACIFIC ISLANDER	0.50%	101	0.74%	100.00%	8	1.23%	7.92%	49	0.76%	48.51%	41	0.68%	40.59%	3	0.57%	2.97%	BEAVERTON
UNKNOWN	Null	7	0.05%	100.00%										7	1.33%	100.00%	
WHITE	59.00%	8,725	63.90%	100.00%	387	59.72%	4.44%	4,319	66.83%	49.50%	3,663	60.89%	41.98%	356	67.42%	4.08%	Call Type
Grand Total		13,655	100.00%	100.00%	648	100.00%	4.75%	6,463	100.00%	47.33%	6,016	100.00%	44.06%	528	100.00%	3.87%	All

Beaverton

STOP Breakdown	Day vs. Night	Gender Breakdown	Reason for Stop	Most Serious ORS	Age Breakdown	Disposition and Findings
----------------	---------------	------------------	-----------------	------------------	---------------	--------------------------

STOP Breakdown City (LIGHT): Call Type: All - Gender: All - Officer Agency: BEAVERTON - Primary Unit Agency: None - Call Area: None - Census Area: BEAVERTON - 4/1/2021 to All

Call Date
4/1/2021 to 3/31/2022

Race Description	2020 Census	Grand Total			Arrest			Citation			Warning			Other		
		Count	% of Total	% of Race	Count	% of Total	% of Race	Count	% of Total	% of Race	Count	% of Total	% of Race	Count	% of Total	% of Race
ASIAN	12.00%	376	5.41%	100.00%	1	0.54%	0.27%	289	6.01%	76.86%	75	4.40%	19.95%	11	4.33%	2.93%
BLACK	2.70%	501	7.20%	100.00%	14	7.61%	2.79%	316	6.57%	63.07%	148	8.68%	29.54%	23	9.06%	4.59%
HISPANIC / LATINX	18.10%	1,044	15.01%	100.00%	42	22.83%	4.02%	705	14.65%	67.53%	260	15.24%	24.90%	37	14.57%	3.54%
MIDDLE EASTERN	Null	148	2.13%	100.00%				96	2.00%	64.86%	45	2.64%	30.41%	7	2.76%	4.73%
NATIVE AMERICAN	0.30%	29	0.42%	100.00%	4	2.17%	13.79%	15	0.31%	51.72%	9	0.53%	31.03%	1	0.39%	3.45%
PACIFIC ISLANDER	0.50%	51	0.73%	100.00%	1	0.54%	1.96%	37	0.77%	72.55%	11	0.64%	21.57%	2	0.79%	3.92%
UNKNOWN	Null	3	0.04%	100.00%										3	1.18%	100.00%
WHITE	59.00%	4,803	69.06%	100.00%	122	66.30%	2.54%	3,353	69.69%	69.81%	1,158	67.88%	24.11%	170	66.93%	3.54%
Grand Total		6,955	100.00%	100.00%	184	100.00%	2.65%	4,811	100.00%	69.17%	1,706	100.00%	24.53%	254	100.00%	3.65%

Officer Agency
BEAVERTON

Census Percent Area
BEAVERTON

STOP Breakdown City (DARK): Call Type: All - Gender: All - Officer Agency: BEAVERTON - Primary Unit Agency: None - Call Area: None - Census Area: BEAVERTON - All to All

Race Description	2020 Census	Grand Total			Arrest			Citation			Warning			Other		
		Count	% of Total	% of Race	Count	% of Total	% of Race	Count	% of Total	% of Race	Count	% of Total	% of Race	Count	% of Total	% of Race
ASIAN	12.00%	268	4.00%	100.00%	10	2.16%	3.73%	79	4.78%	29.48%	173	4.01%	64.55%	6	2.19%	2.24%
BLACK	2.70%	705	10.52%	100.00%	57	12.28%	8.09%	172	10.41%	24.40%	454	10.53%	64.40%	22	8.03%	3.12%
HISPANIC / LATINX	18.10%	1,531	22.85%	100.00%	121	26.08%	7.90%	374	22.64%	24.43%	987	22.90%	64.47%	49	17.88%	3.20%
MIDDLE EASTERN	Null	188	2.81%	100.00%	3	0.65%	1.60%	43	2.60%	22.87%	137	3.18%	72.87%	5	1.82%	2.66%
NATIVE AMERICAN	0.30%	32	0.48%	100.00%	1	0.22%	3.12%	6	0.36%	18.75%	24	0.56%	75.00%	1	0.36%	3.12%
PACIFIC ISLANDER	0.50%	50	0.75%	100.00%	7	1.51%	14.00%	12	0.73%	24.00%	30	0.70%	60.00%	1	0.36%	2.00%
UNKNOWN	Null	4	0.06%	100.00%										4	1.46%	100.00%
WHITE	59.00%	3,922	58.54%	100.00%	265	57.11%	6.76%	966	58.47%	24.63%	2,505	58.12%	63.87%	186	67.88%	4.74%
Grand Total		6,700	100.00%	100.00%	464	100.00%	6.93%	1,652	100.00%	24.66%	4,310	100.00%	64.33%	274	100.00%	4.09%

Beaverton

STOP Breakdown	Day vs. Night	Gender Breakdown	Reason for Stop	Most Serious ORS	Age Breakdown	Disposition and Findings
----------------	---------------	------------------	-----------------	------------------	---------------	--------------------------

Date
4/1/2021 to 3/31/2022

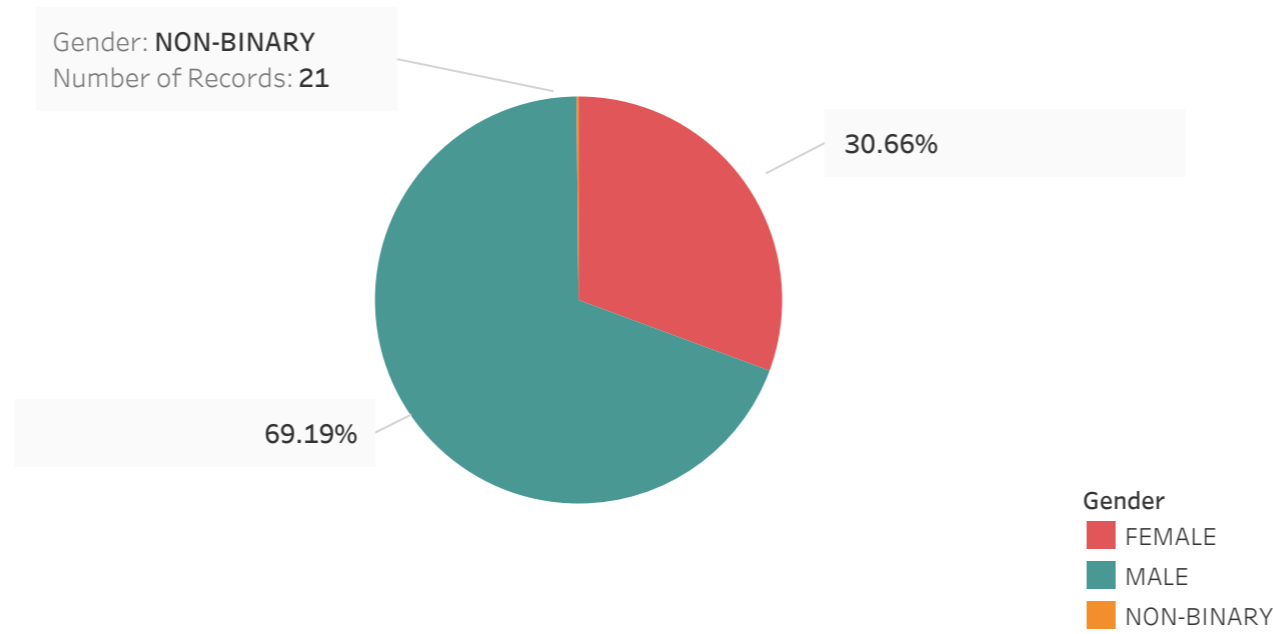
STOP Agency
BEAVERTON

Call Date
4/1/2021 to 3/31/2022

Officer Agency
BEAVERTON

Census Report Area
BEAVERTON

Call Type
All



STOP Breakdown (GENDER) City: Call Type: All - Gender: FEMALE & MALE - Officer Agency: BEAVERTON - Primary Unit Agency: None - Call Area: None - Census Area: BEAVERTON - 4/1/2021 to All

Sex	Race Descri..	2020 Census ..	Grand Total			Arrest			Citation			Warning			Other		
			Count	% of Total	% of Race	Count	% of Tot..	% of Race	Count	% of Total	% of Race	Count	% of Tot..	% of Race	Count	% of Total	% of Race
FEMALE	ASIAN	6.51%	257	1.89%	100.00%	3	0.46%	1.17%	153	2.37%	59.53%	93	1.55%	36.19%	8	1.54%	3.11%
	BLACK	1.24%	268	1.97%	100.00%	6	0.93%	2.24%	133	2.06%	49.63%	120	2.00%	44.78%	9	1.74%	3.36%
	HISPANIC / ..	8.61%	656	4.81%	100.00%	10	1.55%	1.52%	327	5.07%	49.85%	303	5.04%	46.19%	16	3.09%	2.44%
	MIDDLE EA..	Null	71	0.52%	100.00%				39	0.60%	54.93%	30	0.50%	42.25%	2	0.39%	2.82%
	NATIVE AM..	0.15%	17	0.12%	100.00%	1	0.15%	5.88%	5	0.08%	29.41%	11	0.18%	64.71%			
	PACIFIC ISL..	0.24%	29	0.21%	100.00%	1	0.15%	3.45%	22	0.34%	75.86%	6	0.10%	20.69%			
	WHITE	29.93%	2,894	21.24%	100.00%	89	13.76%	3.08%	1,662	25.75%	57.43%	1,071	17.83%	37.01%	72	13.90%	2.49%
MALE	ASIAN	5.49%	387	2.84%	100.00%	8	1.24%	2.07%	215	3.33%	55.56%	155	2.58%	40.05%	9	1.74%	2.33%
	BLACK	1.46%	934	6.85%	100.00%	65	10.05%	6.96%	354	5.48%	37.90%	479	7.97%	51.28%	36	6.95%	3.85%
	HISPANIC / ..	9.49%	1,918	14.07%	100.00%	152	23.49%	7.92%	752	11.65%	39.21%	944	15.71%	49.22%	70	13.51%	3.65%
	MIDDLE EA..	Null	265	1.94%	100.00%	3	0.46%	1.13%	100	1.55%	37.74%	152	2.53%	57.36%	10	1.93%	3.77%
	NATIVE AM..	0.15%	44	0.32%	100.00%	4	0.62%	9.09%	16	0.25%	36.36%	22	0.37%	50.00%	2	0.39%	4.55%
	PACIFIC ISL..	0.26%	72	0.53%	100.00%	7	1.08%	9.72%	27	0.42%	37.50%	35	0.58%	48.61%	3	0.58%	4.17%
	WHITE	29.07%	5,815	42.67%	100.00%	298	46.06%	5.12%	2,649	41.04%	45.55%	2,587	43.06%	44.49%	281	54.25%	4.83%
Grand Total			13,627	100.00%	100.00%	647	100.00%	4.75%	6,454	100.00%	47.36%	6,008	100.00%	44.09%	518	100.00%	3.80%

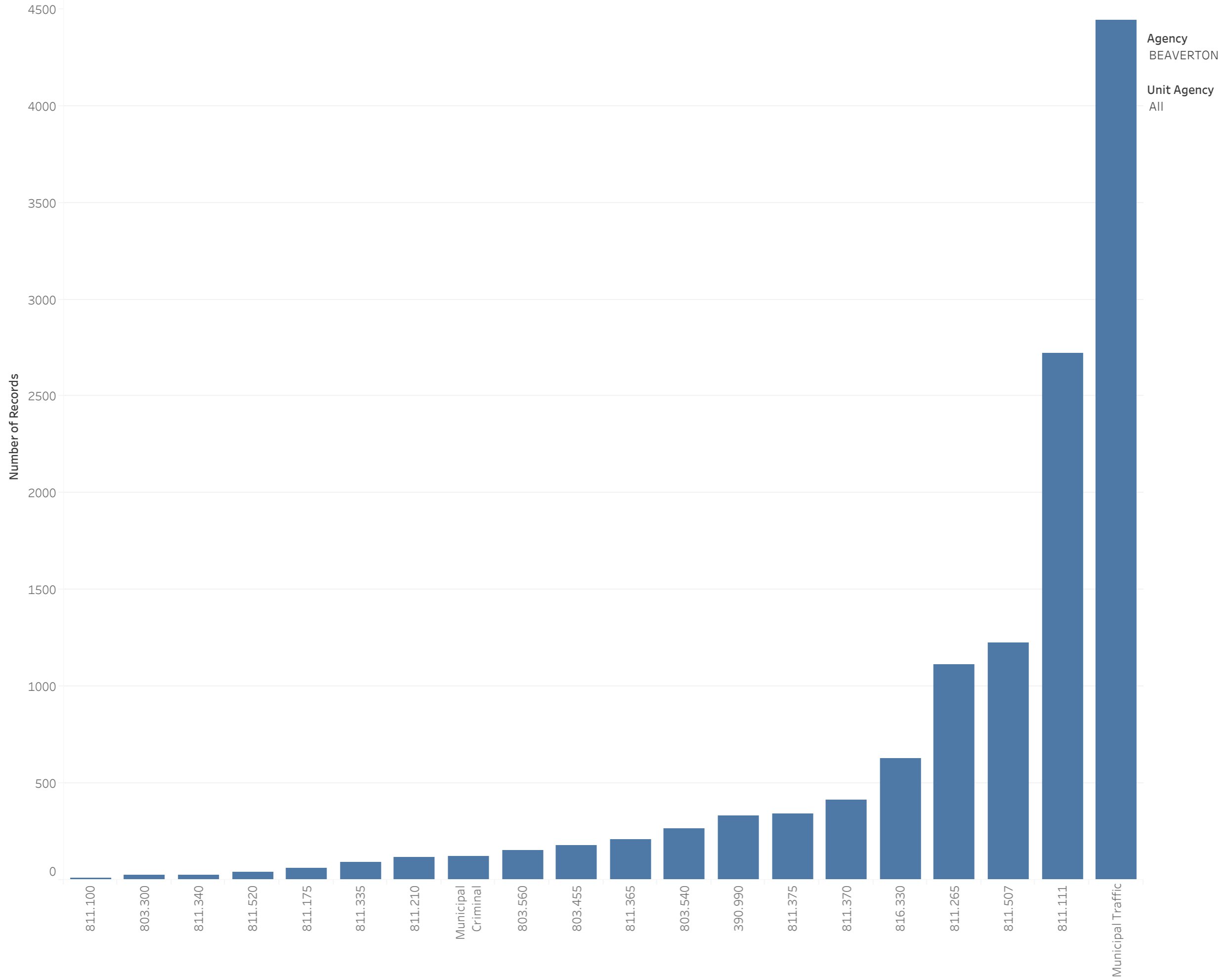
Beaverton

- STOP Breakdown
- Day vs. Night
- Gender Breakdown
- Reason for Stop**
- Most Serious ORS
- Age Breakdown
- Disposition and Findings

Statute

Date

4/1/2021 to 3/31/2022

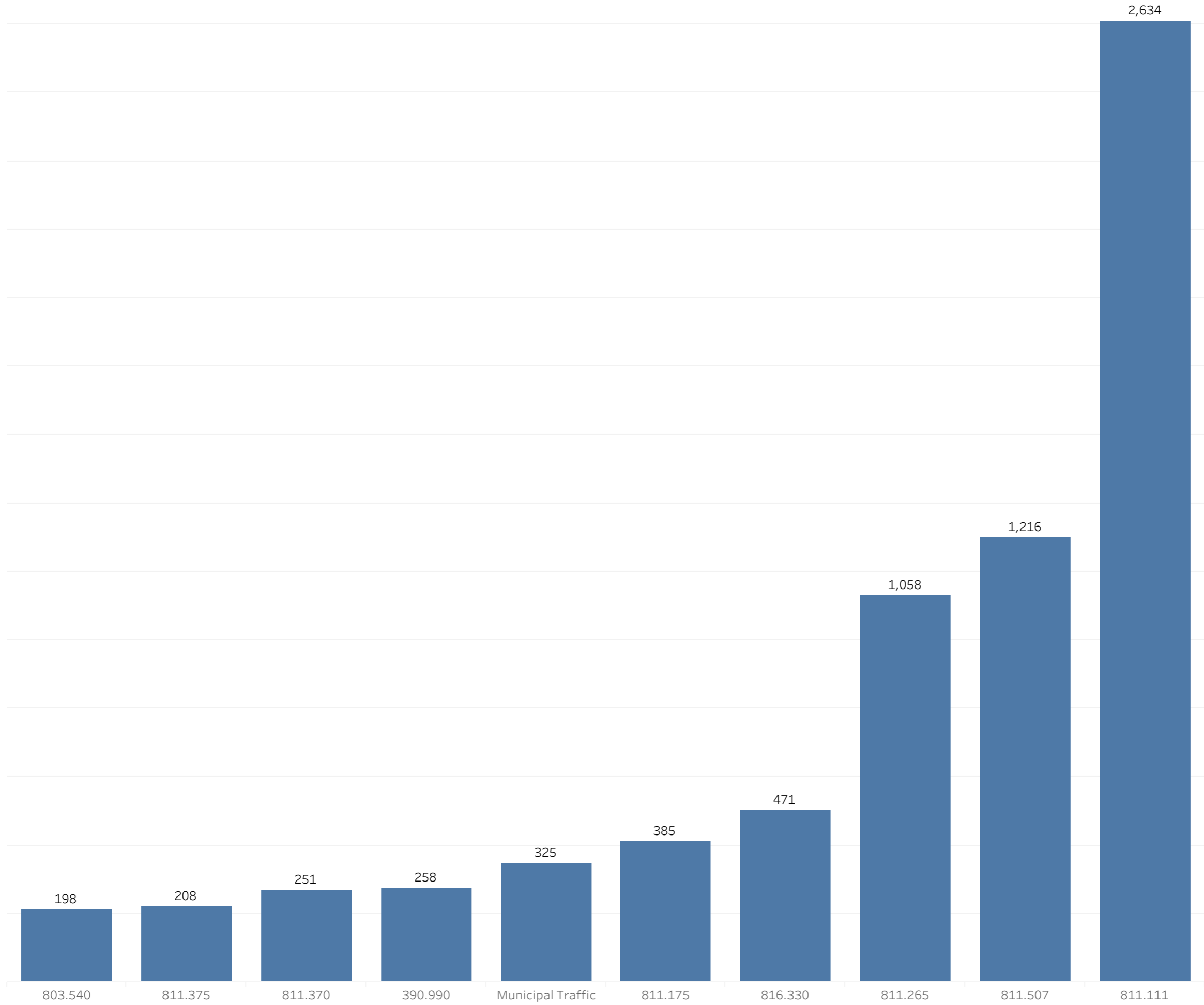


Beaverton

STOP Breakdown	Day vs. Night	Gender Breakdown	Reason for Stop	Most Serious ORS	Age Breakdown	Disposition and Findings
----------------	---------------	------------------	-----------------	-------------------------	---------------	--------------------------

Call Created Date
4/1/2021 to 3/31/2022

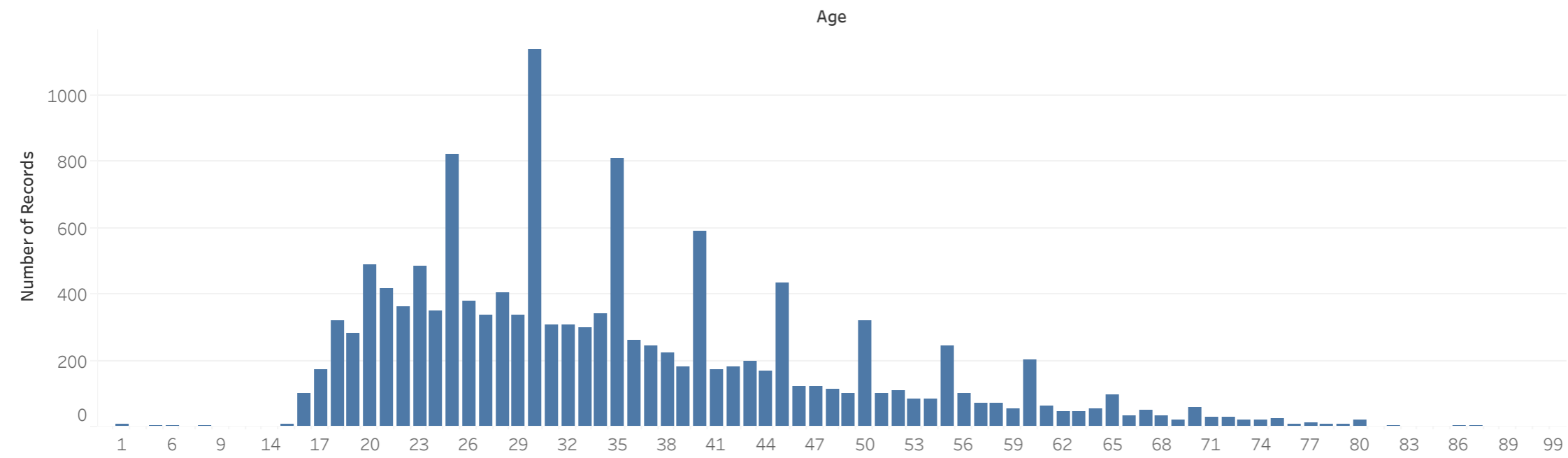
Officer1 Agency
BEAVERTON



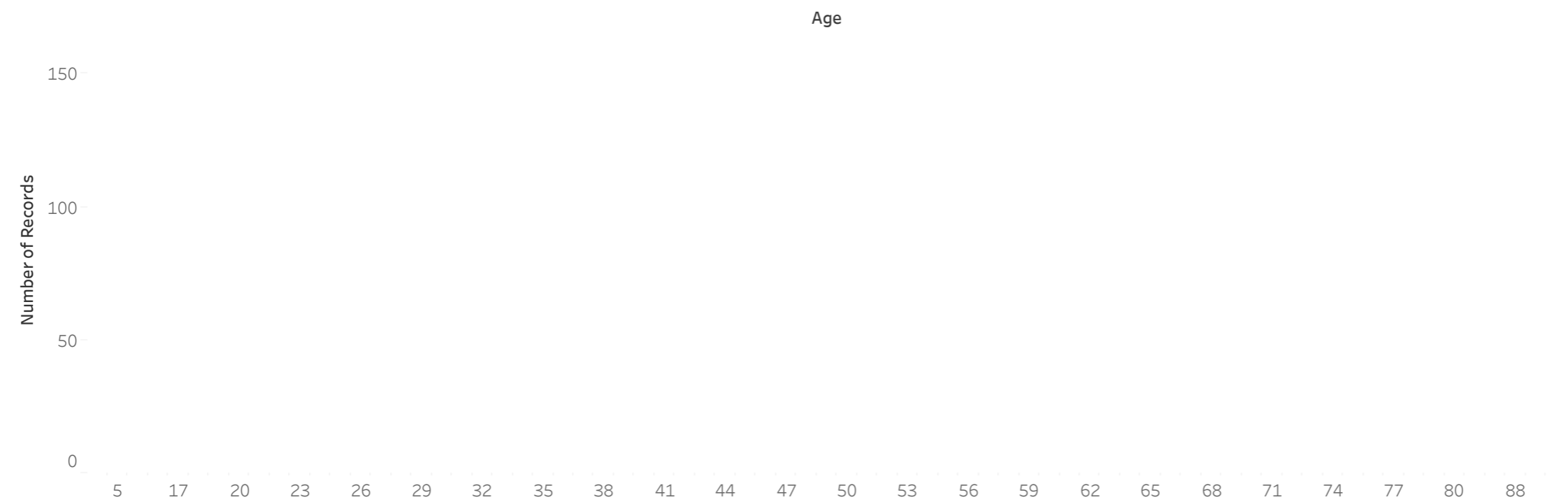
Beaverton

STOP Breakdown	Day vs. Night	Gender Breakdown	Reason for Stop	Most Serious ORS	Age Breakdown	Disposition and Findings
----------------	---------------	------------------	-----------------	------------------	----------------------	--------------------------

Age Distribution (Year)



Age Distribution (Recent)

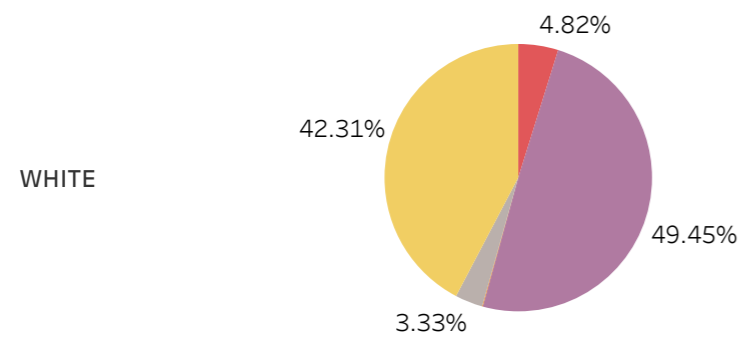
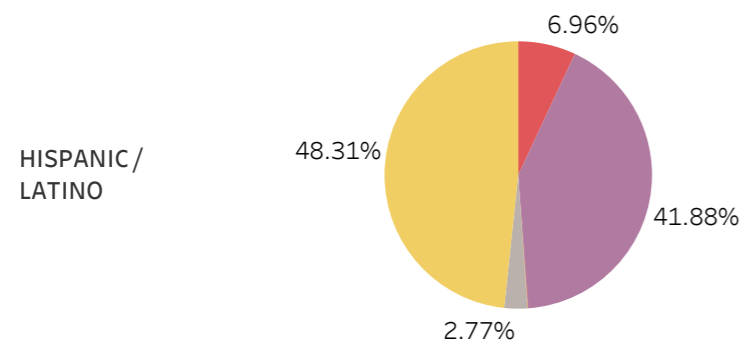
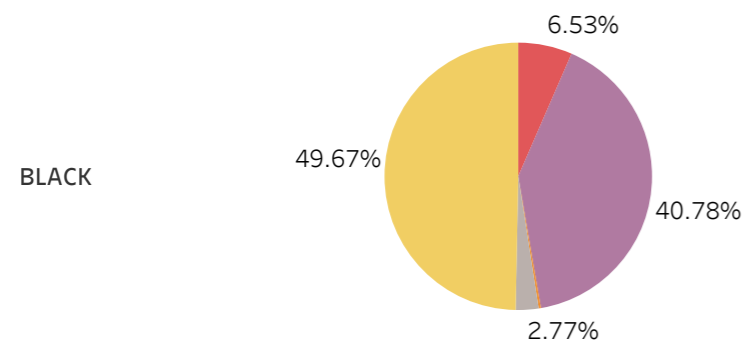


Beaverton

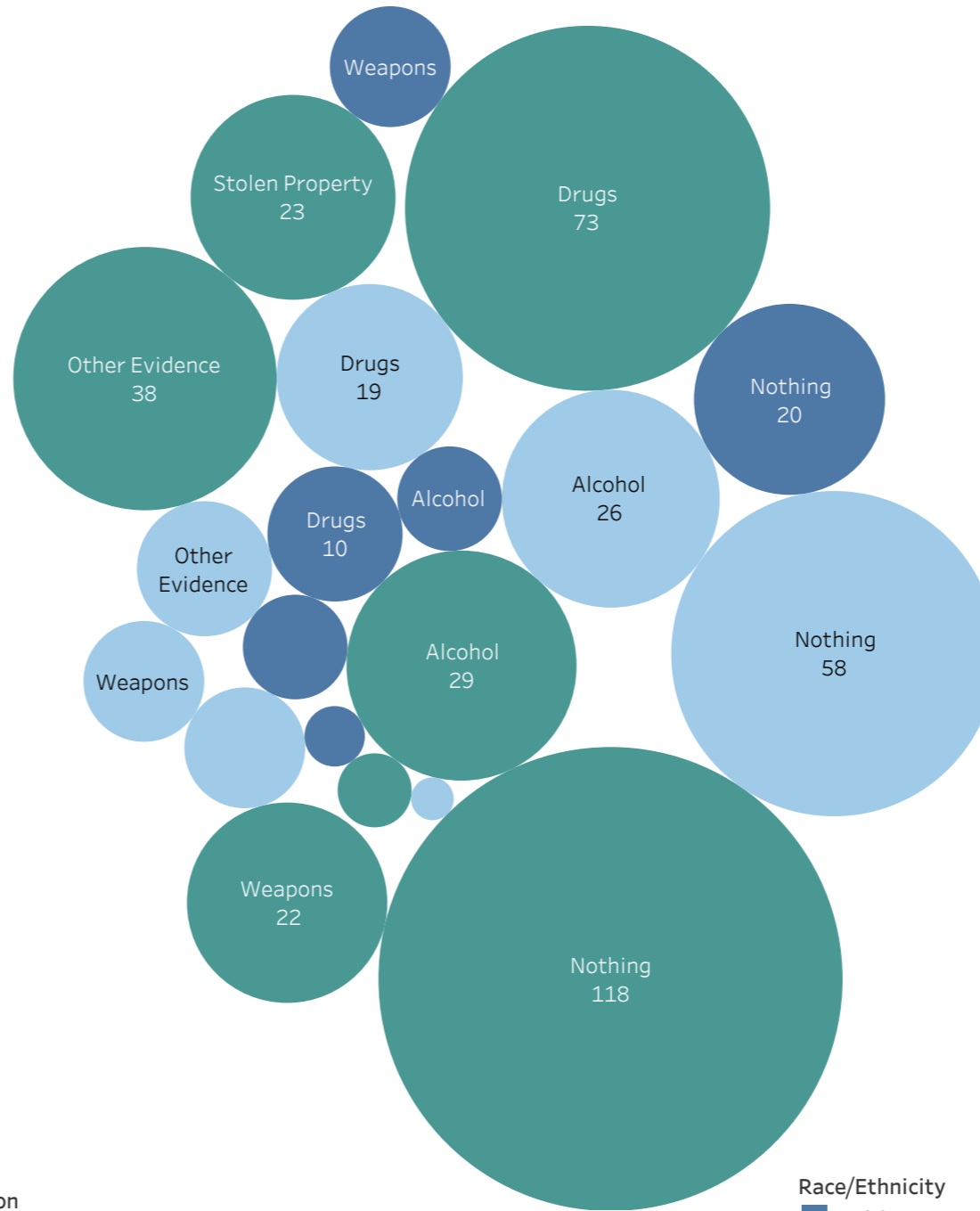
STOP Breakdown	Day vs. Night	Gender Breakdown	Reason for Stop	Most Serious ORS	Age Breakdown	Disposition and Findings
----------------	---------------	------------------	-----------------	------------------	---------------	--------------------------

Disposition

Race/Ethnic..



Arrest Search Findings



Call Disposition

- Arrest
- Citation
- Juve Summons
- None
- Warning

Race/Ethnicity

- BLACK
- HISPANIC / LATINO
- WHITE

Date (Disposition)
4/1/2021 to 3/31/2022

Agency (Disposition)
BEAVERTON

Race/Ethnicity
Multiple values

Date (Findings)
4/1/2021 to 3/31/2022

Agency (Findings)
BEAVERTON

Race/Ethnicity
Multiple values