

Beaverton

STOP Breakdown	Day vs. Night	Gender Breakdown	Reason for Stop	Most Serious ORS	Age Breakdown	Disposition and Findings
----------------	---------------	------------------	-----------------	------------------	---------------	--------------------------

Race Description	2020 Census	Grand Total			Arrest			Citation			Warning			Other			Call Date
		Count	% of Total	% of Race	Count	% of Total	% of Race	Count	% of Total	% of Race	Count	% of Total	% of Race	Count	% of Total	% of Race	
ASIAN	12.00%	554	4.45%	100.00%	11	1.82%	1.99%	312	5.52%	56.32%	217	3.81%	39.17%	14	2.87%	2.53%	2/1/2021 12:00:00 AM to..
BLACK	2.70%	1,111	8.93%	100.00%	72	11.88%	6.48%	424	7.50%	38.16%	579	10.16%	52.12%	36	7.38%	3.24%	
HISPANIC / LATINX	18.10%	2,331	18.73%	100.00%	141	23.27%	6.05%	934	16.53%	40.07%	1,180	20.70%	50.62%	76	15.57%	3.26%	Officer Agency
MIDDLE EASTERN	Null	302	2.43%	100.00%	4	0.66%	1.32%	112	1.98%	37.09%	176	3.09%	58.28%	10	2.05%	3.31%	BEAVERTON
NATIVE AMERICAN	0.30%	62	0.50%	100.00%	6	0.99%	9.68%	20	0.35%	32.26%	33	0.58%	53.23%	3	0.61%	4.84%	Census Percent Area
PACIFIC ISLANDER	0.50%	86	0.69%	100.00%	6	0.99%	6.98%	36	0.64%	41.86%	41	0.72%	47.67%	3	0.61%	3.49%	BEAVERTON
UNKNOWN	Null	4	0.03%	100.00%										4	0.82%	100.00%	Call Type
WHITE	59.00%	7,996	64.25%	100.00%	366	60.40%	4.58%	3,813	67.47%	47.69%	3,475	60.95%	43.46%	342	70.08%	4.28%	All
Grand Total		12,446	100.00%	100.00%	606	100.00%	4.87%	5,651	100.00%	45.40%	5,701	100.00%	45.81%	488	100.00%	3.92%	

Beaverton

STOP Breakdown	Day vs. Night	Gender Breakdown	Reason for Stop	Most Serious ORS	Age Breakdown	Disposition and Findings
----------------	---------------	------------------	-----------------	------------------	---------------	--------------------------

STOP Breakdown City (LIGHT): Call Type: All - Gender: All - Officer Agency: BEAVERTON - Primary Unit Agency: None - Call Area: None - Census Area: BEAVERTON - All to All

Call Date
2/1/2021 12:00:00 AM to..

Race Description	2020 Census	Grand Total			Arrest			Citation			Warning			Other		
		Count	% of Total	% of Race	Count	% of Total	% of Race	Count	% of Total	% of Race	Count	% of Total	% of Race	Count	% of Total	% of Race
ASIAN	12.00%	325	5.16%	100.00%	2	1.14%	0.62%	253	5.90%	77.85%	60	3.77%	18.46%	10	4.05%	3.08%
BLACK	2.70%	449	7.13%	100.00%	13	7.43%	2.90%	279	6.51%	62.14%	139	8.74%	30.96%	18	7.29%	4.01%
HISPANIC / LATINX	18.10%	931	14.78%	100.00%	38	21.71%	4.08%	621	14.49%	66.70%	239	15.03%	25.67%	33	13.36%	3.54%
MIDDLE EASTERN	Null	128	2.03%	100.00%	1	0.57%	0.78%	76	1.77%	59.38%	44	2.77%	34.38%	7	2.83%	5.47%
NATIVE AMERICAN	0.30%	31	0.49%	100.00%	3	1.71%	9.68%	16	0.37%	51.61%	10	0.63%	32.26%	2	0.81%	6.45%
PACIFIC ISLANDER	0.50%	36	0.57%	100.00%	1	0.57%	2.78%	26	0.61%	72.22%	8	0.50%	22.22%	1	0.40%	2.78%
UNKNOWN	Null	2	0.03%	100.00%										2	0.81%	100.00%
WHITE	59.00%	4,397	69.80%	100.00%	117	66.86%	2.66%	3,016	70.35%	68.59%	1,090	68.55%	24.79%	174	70.45%	3.96%
Grand Total		6,299	100.00%	100.00%	175	100.00%	2.78%	4,287	100.00%	68.06%	1,590	100.00%	25.24%	247	100.00%	3.92%

Officer Agency
BEAVERTON

Census Percent Area
BEAVERTON

STOP Breakdown City (DARK): Call Type: All - Gender: All - Officer Agency: BEAVERTON - Primary Unit Agency: None - Call Area: None - Census Area: BEAVERTON - 2/1/2021 to 12/31/2021

Race Description	2020 Census	Grand Total			Arrest			Citation			Warning			Other		
		Count	% of Total	% of Race	Count	% of Total	% of Race	Count	% of Total	% of Race	Count	% of Total	% of Race	Count	% of Total	% of Race
ASIAN	12.00%	229	3.73%	100.00%	9	2.09%	3.93%	59	4.33%	25.76%	157	3.82%	68.56%	4	1.66%	1.75%
BLACK	2.70%	662	10.77%	100.00%	59	13.69%	8.91%	145	10.63%	21.90%	440	10.70%	66.47%	18	7.47%	2.72%
HISPANIC / LATINX	18.10%	1,400	22.78%	100.00%	103	23.90%	7.36%	313	22.95%	22.36%	941	22.89%	67.21%	43	17.84%	3.07%
MIDDLE EASTERN	Null	174	2.83%	100.00%	3	0.70%	1.72%	36	2.64%	20.69%	132	3.21%	75.86%	3	1.24%	1.72%
NATIVE AMERICAN	0.30%	31	0.50%	100.00%	3	0.70%	9.68%	4	0.29%	12.90%	23	0.56%	74.19%	1	0.41%	3.23%
PACIFIC ISLANDER	0.50%	50	0.81%	100.00%	5	1.16%	10.00%	10	0.73%	20.00%	33	0.80%	66.00%	2	0.83%	4.00%
UNKNOWN	Null	2	0.03%	100.00%										2	0.83%	100.00%
WHITE	59.00%	3,599	58.55%	100.00%	249	57.77%	6.92%	797	58.43%	22.15%	2,385	58.02%	66.27%	168	69.71%	4.67%
Grand Total		6,147	100.00%	100.00%	431	100.00%	7.01%	1,364	100.00%	22.19%	4,111	100.00%	66.88%	241	100.00%	3.92%

Beaverton

STOP Breakdown	Day vs. Night	Gender Breakdown	Reason for Stop	Most Serious ORS	Age Breakdown	Disposition and Findings
----------------	---------------	------------------	-----------------	------------------	---------------	--------------------------

Date
2/1/2021 to 1/31/2022

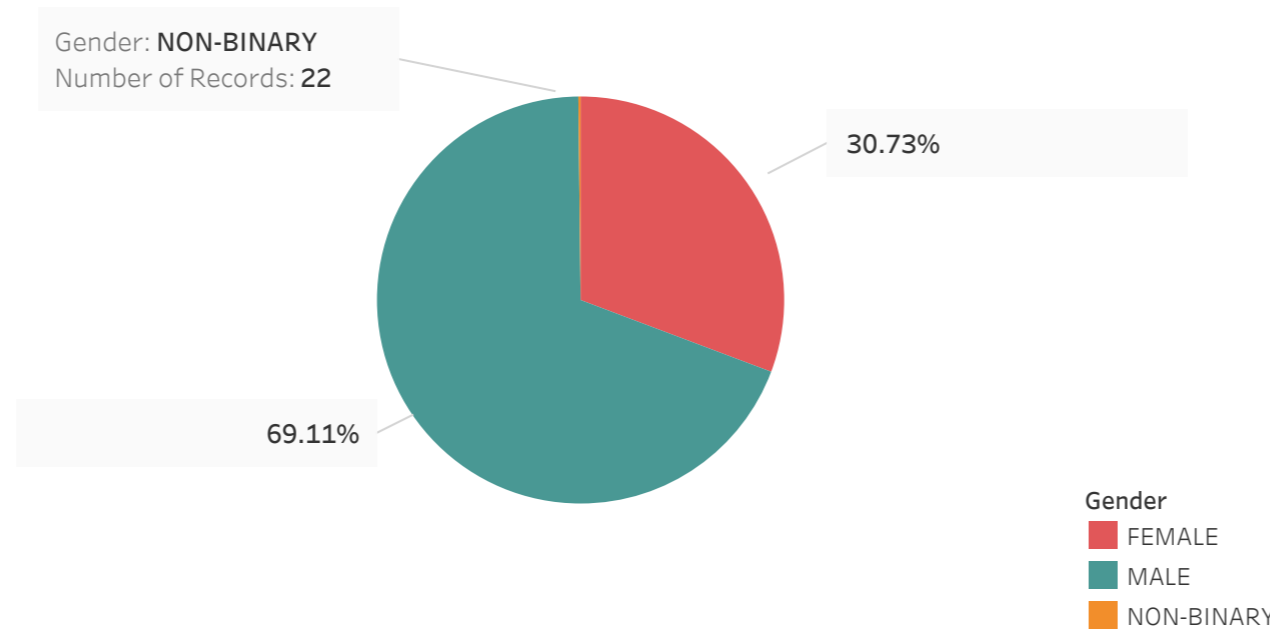
STOP Agency
BEAVERTON

Call Date
2/1/2021 12:00:00 AM to..

Officer Agency
BEAVERTON

Census Report Area
BEAVERTON

Call Type
All



STOP Breakdown (GENDER) City: Call Type: All - Gender: FEMALE & MALE - Officer Agency: BEAVERTON - Primary Unit Agency: None - Call Area: None - Census Area: BEAVERTON - 2/1/2021 to 12/31/2021

Sex	Race Descri..	2020 Census ..	Grand Total			Arrest			Citation			Warning			Other		
			Count	% of Total	% of Race	Count	% of Tot..	% of Race	Count	% of Total	% of Race	Count	% of Tot..	% of Race	Count	% of Total	% of Race
FEMALE	ASIAN	6.51%	228	1.84%	100.00%	3	0.50%	1.32%	140	2.48%	61.40%	78	1.37%	34.21%	7	1.46%	3.07%
	BLACK	1.24%	258	2.08%	100.00%	6	0.99%	2.33%	123	2.18%	47.67%	123	2.16%	47.67%	6	1.25%	2.33%
	HISPANIC / ..	8.61%	617	4.97%	100.00%	11	1.82%	1.78%	300	5.32%	48.62%	293	5.15%	47.49%	13	2.70%	2.11%
	MIDDLE EA..	Null	63	0.51%	100.00%	1	0.17%	1.59%	33	0.58%	52.38%	26	0.46%	41.27%	3	0.62%	4.76%
	NATIVE AM..	0.15%	22	0.18%	100.00%	3	0.50%	13.64%	8	0.14%	36.36%	10	0.18%	45.45%	1	0.21%	4.55%
	PACIFIC ISL..	0.24%	23	0.19%	100.00%				14	0.25%	60.87%	8	0.14%	34.78%	1	0.21%	4.35%
	WHITE	29.93%	2,624	21.13%	100.00%	74	12.23%	2.82%	1,457	25.82%	55.53%	1,024	17.99%	39.02%	69	14.35%	2.63%
MALE	ASIAN	5.49%	326	2.62%	100.00%	8	1.32%	2.45%	172	3.05%	52.76%	139	2.44%	42.64%	7	1.46%	2.15%
	BLACK	1.46%	850	6.84%	100.00%	66	10.91%	7.76%	301	5.33%	35.41%	453	7.96%	53.29%	30	6.24%	3.53%
	HISPANIC / ..	9.49%	1,712	13.78%	100.00%	129	21.32%	7.54%	633	11.22%	36.97%	887	15.58%	51.81%	63	13.10%	3.68%
	MIDDLE EA..	Null	239	1.92%	100.00%	3	0.50%	1.26%	79	1.40%	33.05%	150	2.63%	62.76%	7	1.46%	2.93%
	NATIVE AM..	0.15%	40	0.32%	100.00%	3	0.50%	7.50%	12	0.21%	30.00%	23	0.40%	57.50%	2	0.42%	5.00%
	PACIFIC ISL..	0.26%	63	0.51%	100.00%	6	0.99%	9.52%	22	0.39%	34.92%	33	0.58%	52.38%	2	0.42%	3.17%
	WHITE	29.07%	5,356	43.12%	100.00%	292	48.26%	5.45%	2,348	41.62%	43.84%	2,446	42.97%	45.67%	270	56.13%	5.04%
Grand Total			12,421	100.00%	100.00%	605	100.00%	4.87%	5,642	100.00%	45.42%	5,693	100.00%	45.83%	481	100.00%	3.87%

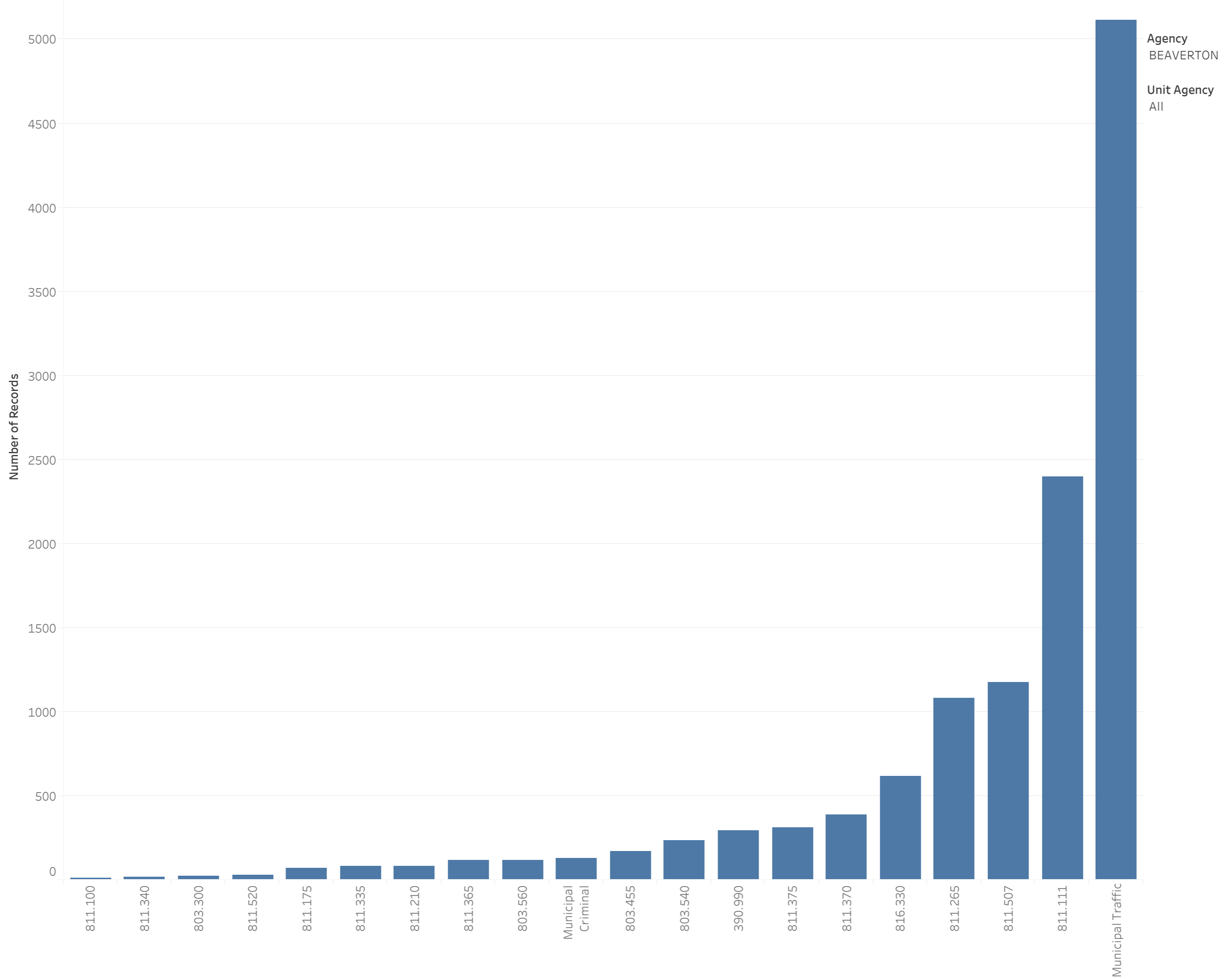
Beaverton

- STOP Breakdown
- Day vs. Night
- Gender Breakdown
- Reason for Stop**
- Most Serious ORS
- Age Breakdown
- Disposition and Findings

Statute

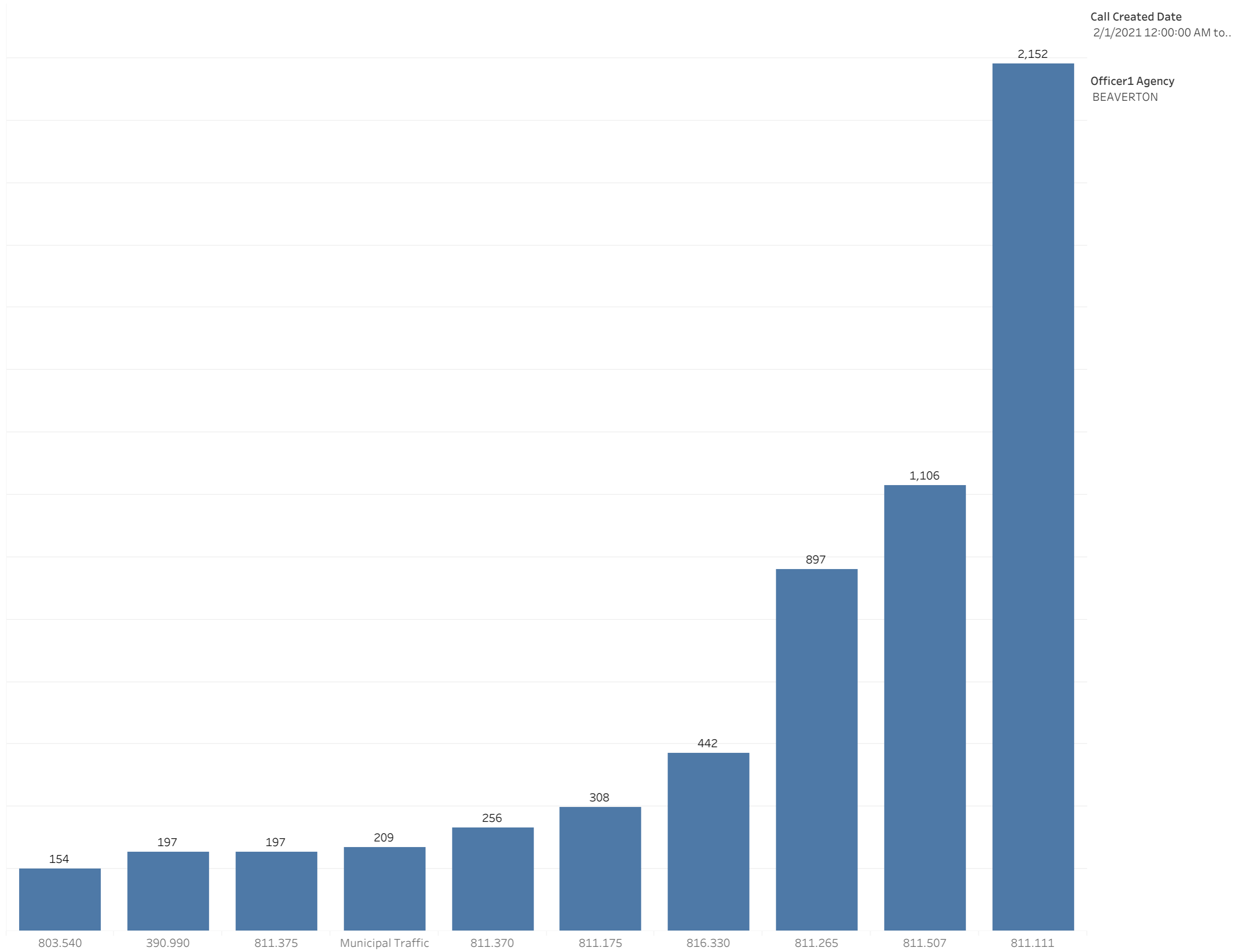
Date

2/1/2021 to 1/31/2022



Beaverton

STOP Breakdown	Day vs. Night	Gender Breakdown	Reason for Stop	Most Serious ORS	Age Breakdown	Disposition and Findings
----------------	---------------	------------------	-----------------	-------------------------	---------------	--------------------------



Beaverton

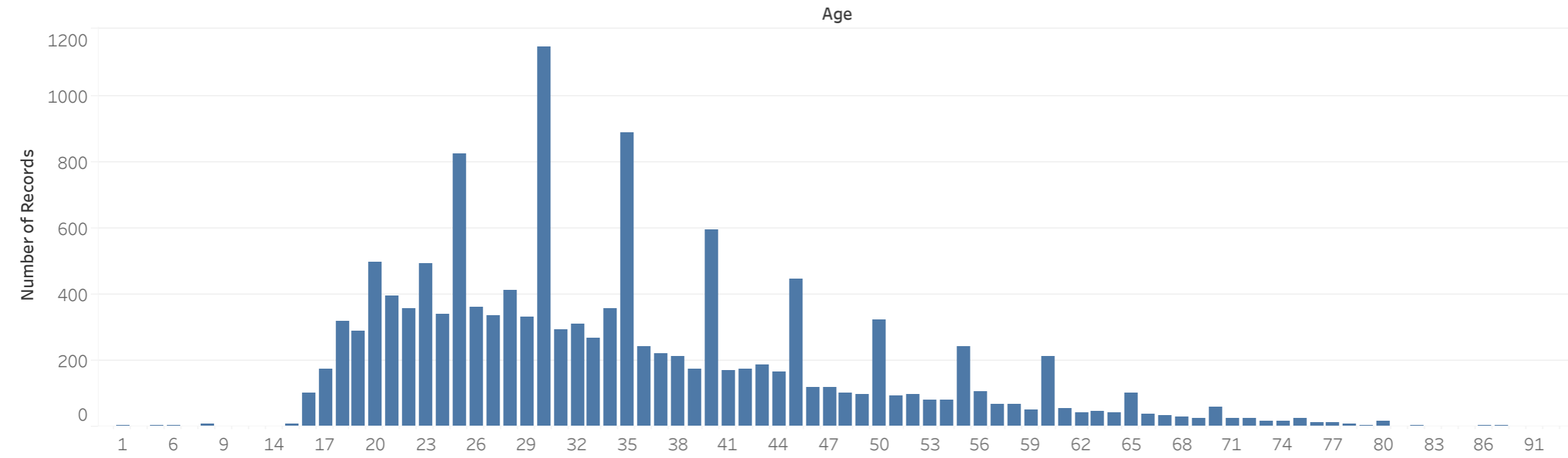
STOP Breakdown	Day vs. Night	Gender Breakdown	Reason for Stop	Most Serious ORS	Age Breakdown	Disposition and Findings
----------------	---------------	------------------	-----------------	------------------	----------------------	--------------------------

Age Distribution (Year)

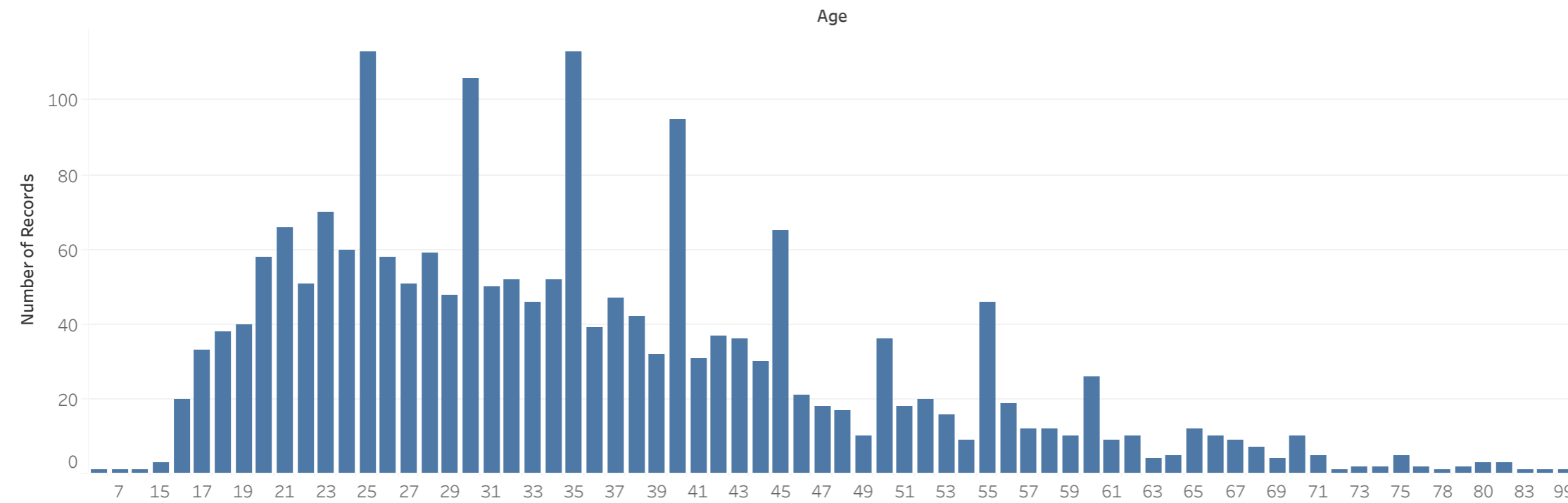
Agency
BEAVERTON

Date
2/1/2021 to 1/31/2022

Date (Recent)
12/1/2021 to 1/31/2022



Age Distribution (Recent)

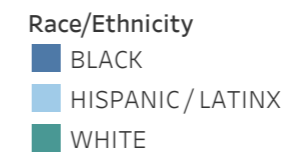
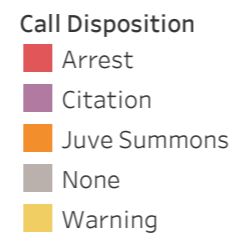
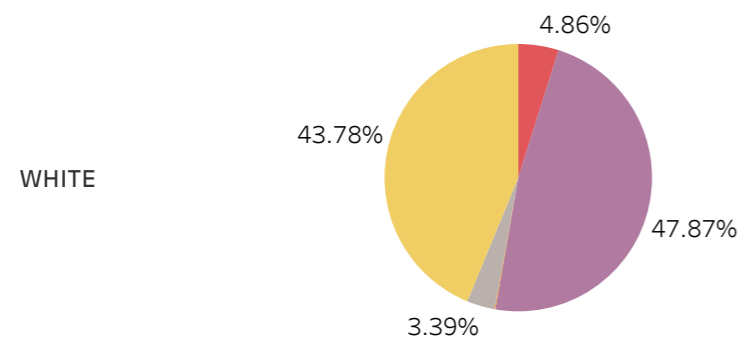
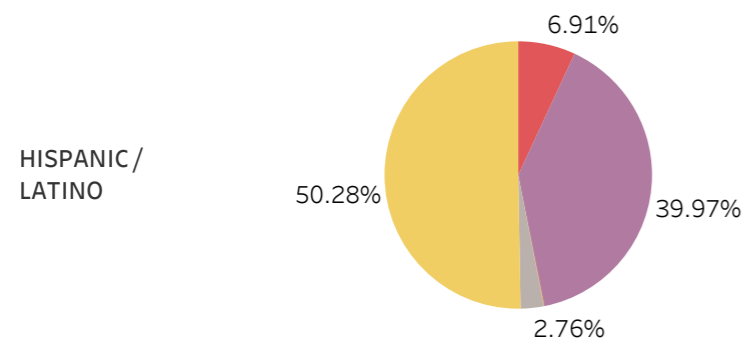
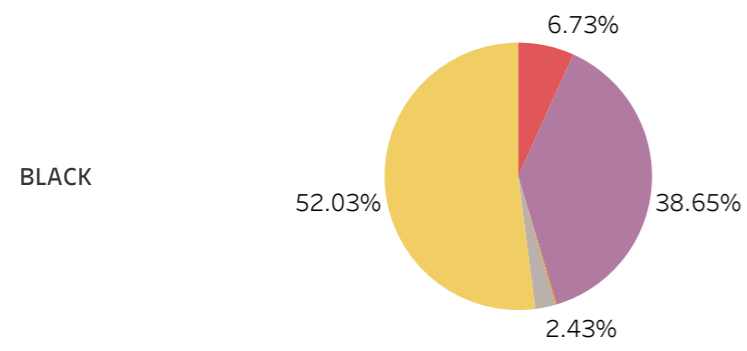


Beaverton

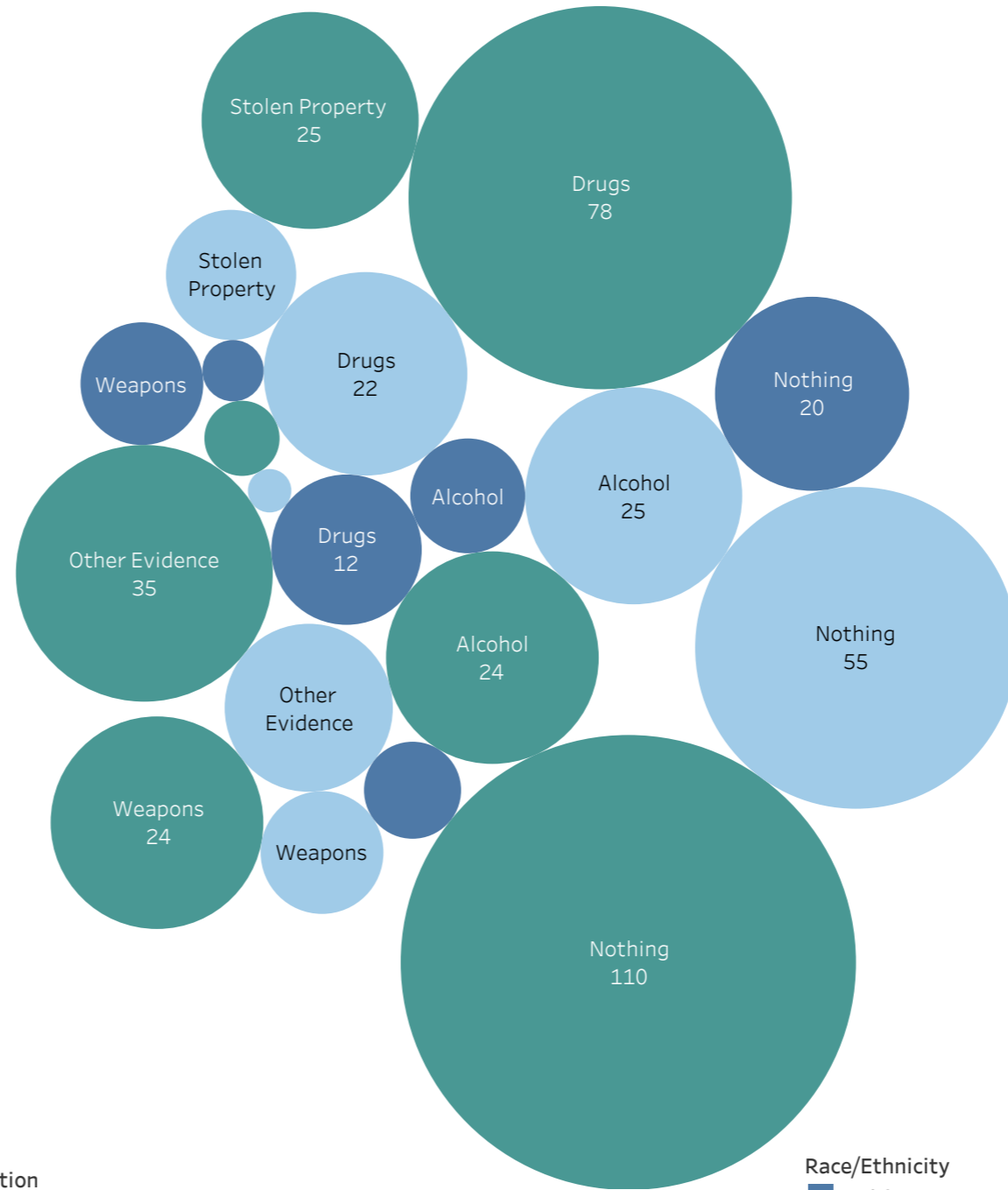
STOP Breakdown	Day vs. Night	Gender Breakdown	Reason for Stop	Most Serious ORS	Age Breakdown	Disposition and Findings
----------------	---------------	------------------	-----------------	------------------	---------------	--------------------------

Disposition

Race/Ethnic..



Arrest Search Findings



Date (Disposition)
2/1/2021 to 1/31/2022

Agency (Disposition)
BEAVERTON

Race/Ethnicity
Multiple values

Date (Findings)
2/1/2021 to 1/31/2022

Agency (Findings)
BEAVERTON

Race/Ethnicity
Multiple values